

Appendix I - Construction Noise Monitoring Results

Construction Noise Monitoring Stations: Chun Sing House, Tin Ma Court (NM-2)

Date	Weather	Start Time	dB(A)			
			Leq	L10	L90	Leq(30min)
7 Mar 2025	Cloudy	9:16	71.0	72.2	69.6	70.7
		9:21	71.0	71.9	69.7	
		9:26	70.5	71.7	69.1	
		9:31	70.6	71.7	69.2	
		9:36	70.6	71.8	69.0	
		9:41	70.4	71.7	68.9	
13 Mar 2025	Sunny	10:01	69.4	71.8	68.0	70.4
		10:06	70.7	73.2	68.5	
		10:11	71.1	73.6	69.4	
		10:16	69.7	72.1	67.3	
		10:21	70.3	72.6	67.7	
		10:26	70.8	72.9	67.5	
19 Mar 2025	Sunny	8:55	68.5	70.7	66.7	69.2
		9:00	70.4	72.1	67.3	
		9:05	68.1	71.4	66.8	
		9:10	69.9	72.8	67.3	
		9:15	68.3	71.5	66.1	
		9:20	69.7	72.0	67.6	
25 Mar 2025	Sunny	8:50	67.2	70.2	65.2	68.5
		8:55	69.7	72.1	67.9	
		9:00	68.2	70.7	66.1	
		9:05	69.5	71.5	67.8	
		9:10	68.2	71.9	66.1	
		9:15	67.5	69.4	65.2	
31 Mar 2025	Cloudy	8:44	69.5	72.1	66.2	69.6
		8:49	70.4	72.8	64.5	
		8:54	68.3	70.8	64.8	
		8:59	69.2	71.9	65.1	
		9:04	70.1	72.5	66.0	
		9:09	69.7	73.2	65.3	
					Min:	68.5
					Max:	70.7
					Average:	69.7

Construction Noise Monitoring Stations: Grace Methodist Church Kindergarten (NM-3)

Date	Weather	Start Time	dB(A)			
			Leq	L10	L90	Leq(30min)
7 Mar 2025	Cloudy	10:00	64.3	67.6	56.0	63.6
		10:05	64.2	67.5	56.1	
		10:10	62.7	66.3	55.7	
		10:15	63.7	67.2	56.1	
		10:20	62.6	65.9	56.1	
		10:25	63.7	67.0	55.6	
13 Mar 2025	Sunny	10:42	63.3	66.3	58.8	64.3
		10:47	65.9	68.7	61.3	
		10:52	63.1	66.3	57.7	
		10:57	64.9	67.6	60.3	
		11:02	63.0	65.1	58.9	
		11:07	64.8	66.9	60.4	
19 Mar 2025	Sunny	9:36	65.7	68.5	61.3	65.4
		9:41	66.7	69.7	62.8	
		9:46	63.5	67.2	60.7	
		9:51	66.0	68.6	63.1	
		9:56	65.1	68.4	62.0	
		10:01	64.8	67.5	61.7	
25 Mar 2025	Sunny	9:31	64.1	67.2	59.4	64.1
		9:36	63.0	66.4	58.3	
		9:41	64.8	68.4	60.6	
		9:46	62.4	65.1	58.5	
		9:51	64.8	66.9	61.3	
		9:56	65.1	68.3	61.7	
31 Mar 2025	Cloudy	9:25	63.1	66.3	60.8	62.8
		9:30	62.5	65.3	59.4	
		9:35	64.3	67.5	61.4	
		9:40	62.2	64.9	59.4	
		9:45	61.9	64.0	58.7	
		9:50	62.6	65.3	61.7	
					Min:	62.8
					Max:	65.4
					Average:	64.1

Appendix I - Construction Noise Monitoring Results

Construction Noise Monitoring Stations: Block 6, Tsui Chuk Garden (NM-4)

Date	Weather	Start Time	dB(A)			
			Leq	L10	L90	Leq(30min)
7 Mar 2025	Cloudy	13:31	62.6	63.9	60.6	63.1
		13:36	63.5	64.7	61.0	
		13:41	63.2	64.1	61.0	
		13:46	63.1	63.9	60.9	
		13:51	62.4	63.6	60.8	
		13:56	63.5	64.7	60.1	
13 Mar 2025	Sunny	13:48	61.4	64.2	57.5	63.1
		13:53	64.8	66.8	58.9	
		13:58	63.2	65.1	59.3	
		14:03	62.8	64.8	58.7	
		14:08	63.1	65.9	59.7	
		14:13	62.7	64.1	58.3	
19 Mar 2025	Sunny	13:28	64.3	67.5	60.6	64.7
		13:33	65.7	67.1	60.5	
		13:38	62.5	65.2	59.4	
		13:43	66.5	68.3	62.5	
		13:48	63.4	65.3	59.5	
		13:53	64.8	66.9	60.7	
25 Mar 2025	Sunny	13:31	63.0	66.1	61.3	63.8
		13:36	62.5	65.9	59.4	
		13:41	64.7	68.3	61.5	
		13:46	63.4	67.2	60.8	
		13:51	64.8	68.4	61.4	
		13:56	64.1	68.3	60.8	
31 Mar 2025	Cloudy	13:27	65.2	66.7	60.6	64.9
		13:32	63.3	65.2	59.6	
		13:37	65.8	68.3	62.1	
		13:42	63.5	65.2	59.7	
		13:47	66.5	68.4	62.1	
		13:52	64.2	66.7	60.6	
					Min:	63.1
					Max:	64.9
					Average:	63.9

Construction Noise Monitoring Stations: Road pavement near Wang King House, Tin Wang Court (NM-4a)

Date	Weather	Start Time	dB(A)				
			Leq	L10	L90	Leq(30min)	With Free-Field Correction
7 Mar 2025	Cloudy	14:21	68.6	73.3	53.6	68.7	71.7
		14:26	68.3	72.1	54.6		
		14:31	67.5	71.5	54.4		
		14:36	69.5	73.1	53.7		
		14:41	69.4	73.4	53.3		
		14:46	68.7	72.7	56.6		
13 Mar 2025	Sunny	11:17	69.7	73.3	62.5	70.2	73.2
		11:22	70.7	74.0	61.7		
		11:27	69.2	72.9	63.8		
		11:32	69.9	73.4	62.0		
		11:37	70.4	73.2	61.8		
		11:42	71.1	74.7	62.7		
19 Mar 2025	Sunny	11:11	70.5	73.3	62.1	70.1	73.1
		11:16	69.5	73.9	60.8		
		11:21	70.8	74.0	63.2		
		11:26	69.3	73.1	61.8		
		11:31	69.8	73.9	62.7		
		11:36	70.3	73.2	61.8		
25 Mar 2025	Sunny	11:14	70.3	74.3	61.5	69.6	72.6
		11:19	68.8	72.4	63.2		
		11:24	69.4	73.1	62.7		
		11:29	68.3	72.9	61.3		
		11:34	69.8	73.2	62.7		
		11:39	70.6	73.2	60.4		
31 Mar 2025	Cloudy	11:08	69.6	73.4	60.8	69.3	72.3
		11:13	68.3	73.4	61.4		
		11:18	70.8	74.8	62.4		
		11:23	68.4	72.6	60.8		
		11:28	69.3	73.2	62.4		
		11:33	69.1	73.6	61.7		
					Min:	68.7	71.7
					Max:	70.2	73.2
					Average:	69.6	72.6

Appendix I - Construction Noise Monitoring Results

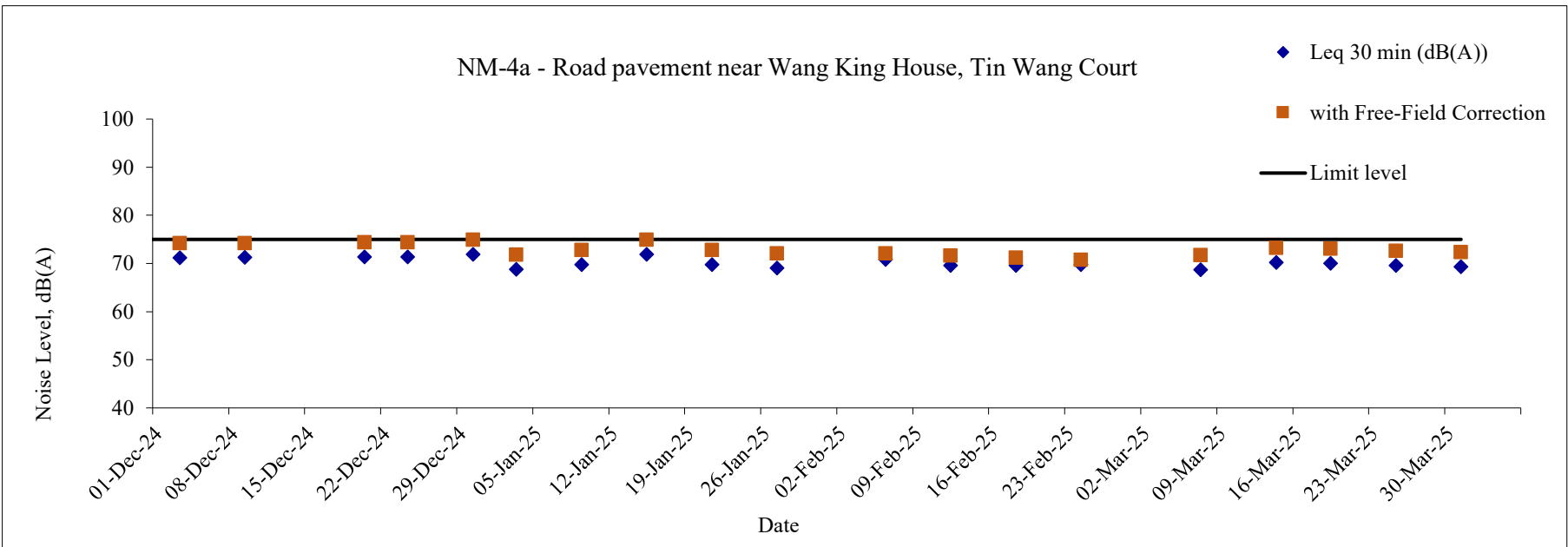
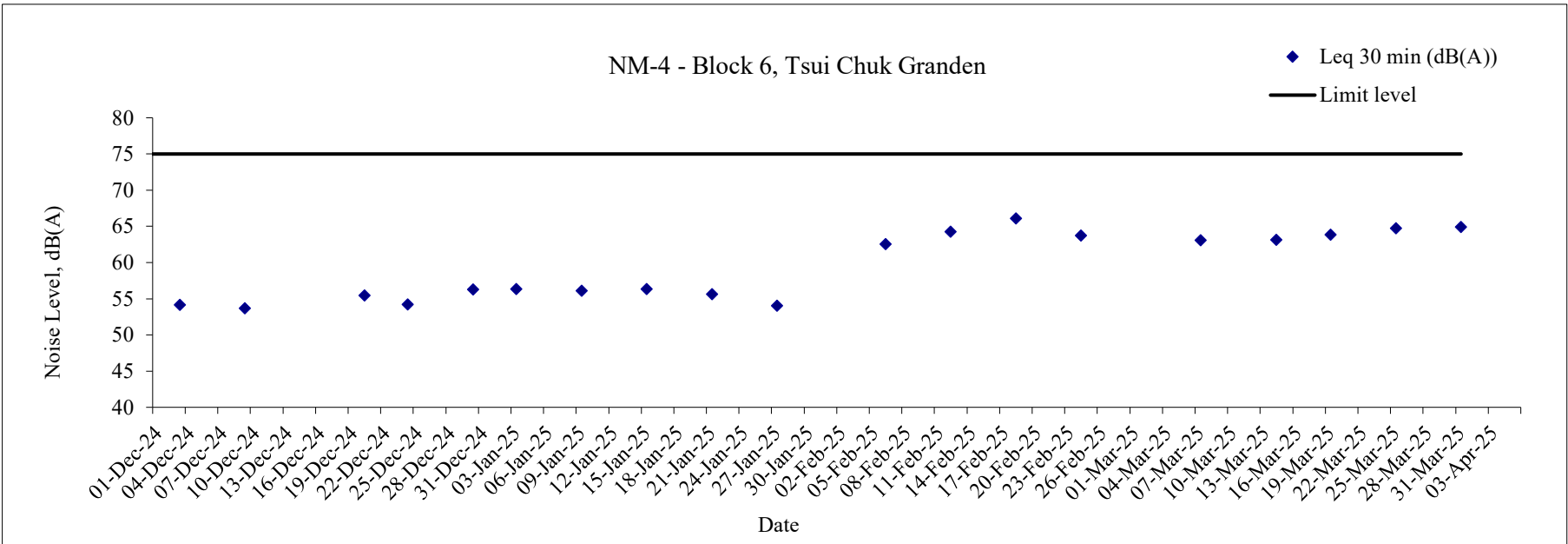
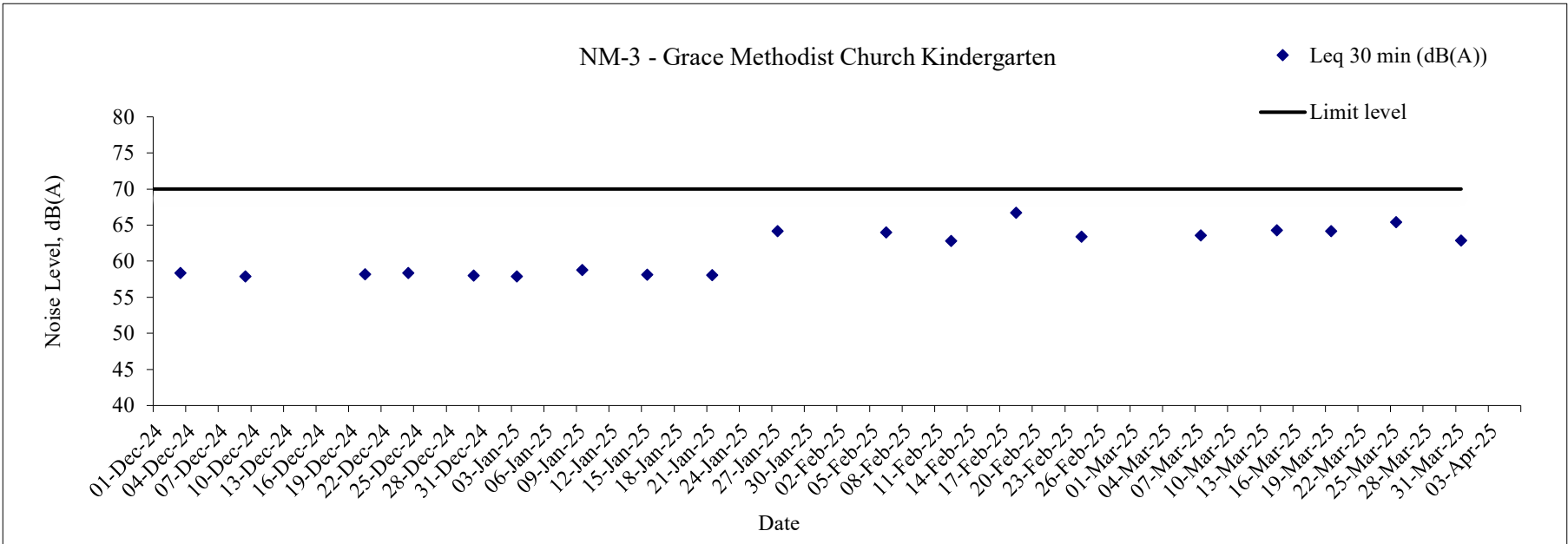
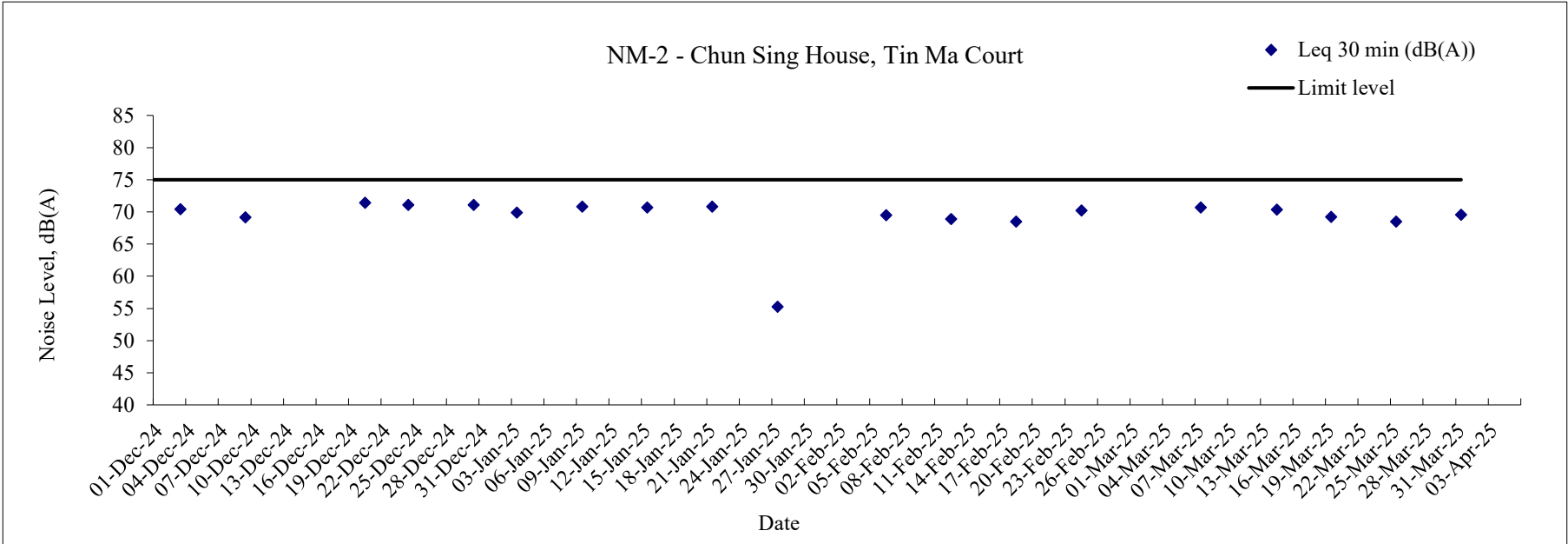
Construction Noise Monitoring Stations: Wo Tin House, Shatin Pass Estate (NM-5)

Date	Weather	Start Time	dB(A)			
			Leq	L10	L90	Leq(30min)
7 Mar 2025	Cloudy	15:20	62.7	66.4	51.7	65.1
		15:25	66.0	69.7	48.4	
		15:30	66.4	68.1	51.1	
		15:35	63.7	67.0	51.2	
		15:40	65.4	69.0	51.4	
		15:45	65.3	68.4	51.6	
13 Mar 2025	Sunny	14:51	65.4	68.5	61.3	64.5
		14:56	63.2	65.2	56.7	
		15:01	64.2	67.5	57.2	
		15:06	65.8	67.2	61.0	
		15:11	63.3	65.3	57.8	
		15:16	64.5	67.9	58.0	
19 Mar 2025	Sunny	14:31	62.2	66.2	58.2	63.1
		14:36	64.8	67.5	60.8	
		14:41	62.1	65.2	57.3	
		14:46	63.8	66.8	58.7	
		14:51	61.3	64.2	57.0	
		14:56	63.5	65.9	56.8	
25 Mar 2025	Sunny	14:34	63.1	66.4	60.7	63.7
		14:39	64.7	67.5	61.3	
		14:44	63.0	65.2	59.7	
		14:49	62.6	65.3	59.3	
		14:54	64.3	66.8	60.8	
		14:59	64.3	67.0	61.2	
31 Mar 2025	Cloudy	14:30	61.1	64.4	58.6	61.4
		14:35	60.8	62.2	57.2	
		14:40	62.4	65.8	58.9	
		14:45	60.7	63.2	57.3	
		14:50	62.2	65.7	56.8	
		14:55	60.9	63.0	56.3	
					Min:	61.4
					Max:	65.1
					Average:	63.6

Construction Noise Monitoring Stations: Sheung Fung Street Customs Staff Quarters (NM-6)

Date	Weather	Start Time	dB(A)				
			Leq	L10	L90	Leq(30min)	With Free-Field Correction
7 Mar 2025	Cloudy	16:10	62.2	65.0	52.6	64.0	67.0
		16:15	65.8	69.5	52.1		
		16:20	62.9	65.8	53.3		
		16:25	64.2	67.8	55.2		
		16:30	65.7	68.6	54.4		
		16:35	61.1	63.5	54.4		
13 Mar 2025	Sunny	15:37	63.3	65.8	59.7	64.1	67.1
		15:42	65.0	67.8	61.3		
		15:47	62.2	65.2	58.8		
		15:52	64.9	66.9	60.7		
		15:57	63.8	66.1	59.4		
		16:02	64.7	67.4	60.8		
19 Mar 2025	Sunny	15:17	65.2	68.3	60.8	65.5	68.5
		15:22	66.8	68.9	62.1		
		15:27	64.3	67.3	58.9		
		15:32	66.8	69.7	61.3		
		15:37	65.2	68.2	59.7		
		15:42	64.0	67.4	59.2		
25 Mar 2025	Sunny	15:20	64.1	68.3	60.8	65.5	68.5
		15:25	66.8	69.3	62.3		
		15:30	64.2	67.2	61.4		
		15:35	66.9	68.9	62.7		
		15:40	64.2	67.3	60.7		
		15:45	65.8	68.5	62.1		
31 Mar 2025	Cloudy	15:16	62.0	66.2	59.6	63.9	66.9
		15:21	64.8	67.8	61.1		
		15:26	64.4	65.2	60.6		
		15:31	63.2	66.8	59.6		
		15:36	64.9	68.5	60.7		
		15:41	63.4	66.2	59.4		
					Min:	63.9	66.9
					Max:	65.5	68.5
					Average:	64.6	67.6

Construction Noise Monitoring Results



Construction Noise Monitoring Results

