

Appendix I - Construction Noise Monitoring Results

Construction Noise Monitoring Stations: Chun Sing House, Tin Ma Court (NM-2)

Date	Weather	Start Time	dB(A)			
			Leq	L10	L90	Leq(30min)
4 Nov 2024	Fine	13:35	71.0	72.5	69.5	70.9
		13:40	70.5	72.0	69.0	
		13:45	71.5	73.0	70.0	
		13:50	70.1	71.6	68.6	
		13:55	70.9	72.4	69.4	
		14:00	71.3	72.8	69.8	
15 Nov 2024	Fine	13:45	72.3	73.8	70.8	72.1
		13:50	72.9	74.4	71.4	
		13:55	71.8	73.3	70.3	
		14:00	71.5	73.0	70.0	
		14:05	71.3	72.8	70.8	
		14:10	72.5	74.0	71.0	
21 Nov 2024	Fine	13:45	72.5	74.0	71.0	72.2
		13:50	71.3	72.8	70.8	
		13:55	72.6	74.1	71.1	
		14:00	71.9	73.4	70.4	
		14:05	72.5	74.0	71.0	
		14:10	72.1	73.6	70.6	
27 Nov 2024	Fine	13:45	72.3	73.8	70.8	72.0
		13:50	72.5	74.0	71.0	
		13:55	71.6	73.1	70.1	
		14:00	72.1	73.6	70.6	
		14:05	71.8	73.3	70.3	
		14:10	71.5	73.0	70.0	
					Min:	70.9
					Max:	72.2
					Average:	71.8

Construction Noise Monitoring Stations: Grace Methodist Church Kindergarten (NM-3)

Date	Weather	Start Time	dB(A)			
			Leq	L10	L90	Leq(30min)
4 Nov 2024	Fine	14:20	58.4	59.9	56.9	58.4
		14:25	59.5	61.0	58.0	
		14:30	57.4	58.9	55.9	
		14:35	58.9	60.4	57.4	
		14:40	57.3	58.8	55.8	
		14:45	58.6	59.1	57.1	
15 Nov 2024	Fine	14:30	58.1	59.6	56.6	58.4
		14:35	57.9	59.4	56.4	
		14:40	58.6	60.1	57.1	
		14:45	58.4	59.9	56.9	
		14:50	59.6	61.1	58.1	
		14:55	57.7	59.2	56.2	
21 Nov 2024	Fine	14:30	57.8	59.3	56.3	58.0
		14:35	58.4	59.9	56.9	
		14:40	58.3	59.8	56.8	
		14:45	57.9	59.4	56.4	
		14:50	58.1	59.6	56.6	
		14:55	57.3	58.8	55.8	
27 Nov 2024	Fine	14:30	57.6	59.1	56.1	58.1
		14:35	58.5	60.0	57.0	
		14:40	57.8	59.3	56.3	
		14:45	58.1	59.6	56.6	
		14:50	57.5	59.0	56.0	
		14:55	58.9	60.4	57.4	
					Min:	58.0
					Max:	58.4
					Average:	58.2

Appendix I - Construction Noise Monitoring Results

Construction Noise Monitoring Stations: Block 6, Tsui Chuk Garden (NM-4)

Date	Weather	Start Time	dB(A)			
			Leq	L10	L90	Leq(30min)
4 Nov 2024	Fine	10:35	53.9	55.4	52.4	54.2
		10:40	54.5	56.0	53.0	
		10:45	53.7	55.2	52.5	
		10:50	54.8	56.3	53.3	
		10:55	53.1	54.6	51.6	
		11:00	54.7	56.2	53.2	
15 Nov 2024	Fine	10:35	53.6	55.1	52.1	54.1
		10:40	54.7	56.2	53.2	
		10:45	54.6	56.1	53.1	
		10:50	53.9	55.4	52.4	
		10:55	53.7	54.2	52.2	
		11:00	54.2	55.7	53.7	
21 Nov 2024	Fine	10:45	53.7	55.2	52.2	54.2
		10:50	54.1	55.6	52.6	
		10:55	54.6	56.1	53.1	
		11:00	54.3	55.8	53.8	
		11:05	53.5	55.0	52.0	
		11:10	54.6	56.1	53.1	
27 Nov 2024	Fine	10:45	54.1	55.6	52.6	54.8
		10:50	54.6	56.1	53.1	
		10:55	54.9	56.4	53.4	
		11:00	55.4	56.9	53.9	
		11:05	54.7	56.2	53.2	
		11:10	54.9	56.4	53.4	
					Min:	54.1
					Max:	54.8
					Average:	54.3

Construction Noise Monitoring Stations: Road pavement near Wang King House, Tin Wang Court (NM-4a)

Date	Weather	Start Time	dB(A)				With Free-Field Correction
			Leq	L10	L90	Leq(30min)	
4 Nov 2024	Fine	11:35	70.5	72.0	69.0	69.8	72.8
		11:40	69.9	71.4	68.4		
		11:45	70.5	72.0	69.0		
		11:50	69.1	70.6	67.6		
		11:55	69.5	71.0	67.0		
		12:00	69.3	70.8	67.8		
15 Nov 2024	Fine	11:25	69.1	70.6	67.6	69.8	72.8
		11:30	70.9	72.4	69.4		
		11:35	69.3	70.8	67.8		
		11:40	69.7	71.2	68.2		
		11:45	68.9	70.4	67.4		
		11:50	70.5	72.0	69.0		
21 Nov 2024	Fine	11:35	71.0	72.5	69.5	70.0	73.0
		11:40	70.5	73.0	69.0		
		11:45	69.9	71.4	68.4		
		11:50	69.7	71.2	68.2		
		11:55	68.9	70.4	67.4		
		12:00	69.6	71.3	68.1		
27 Nov 2024	Fine	11:35	70.5	72.0	69.0	71.3	74.3
		11:40	71.9	73.4	70.4		
		11:45	71.6	73.1	70.1		
		11:50	71.8	73.2	70.3		
		11:55	70.7	72.2	69.2		
		12:00	70.9	72.4	69.4		
					Min:	69.8	72.8
					Max:	71.3	74.3
					Average:	70.2	73.2

Appendix I - Construction Noise Monitoring Results

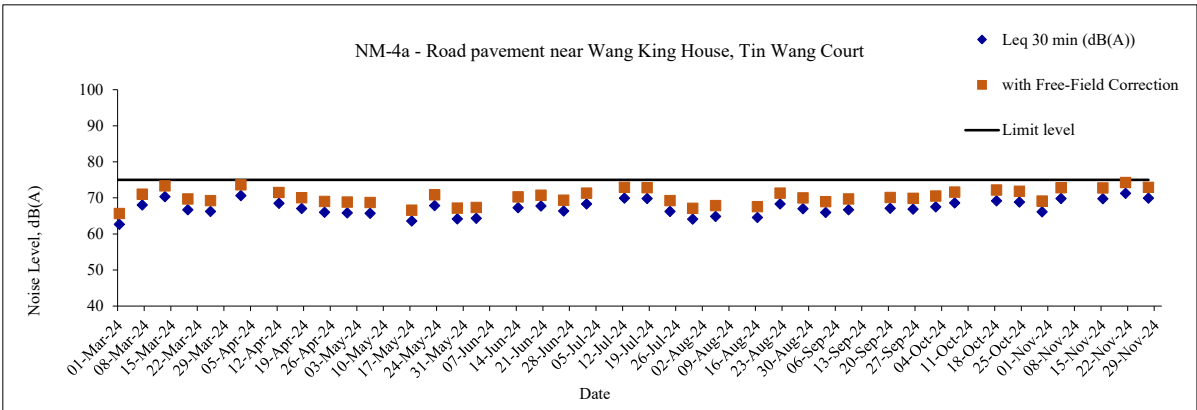
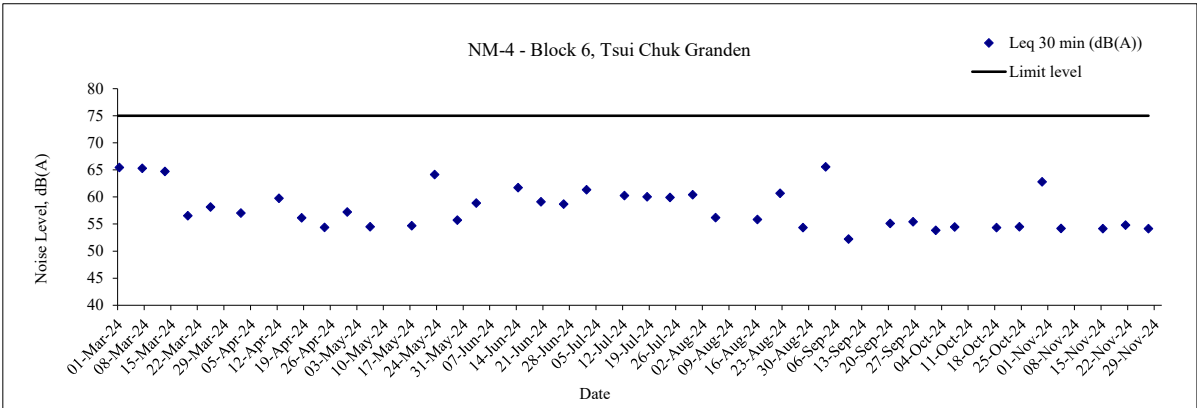
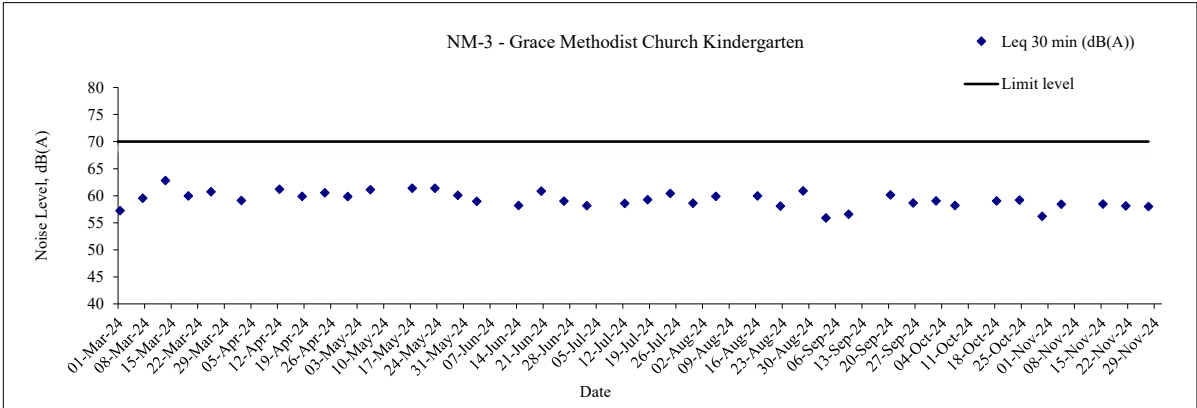
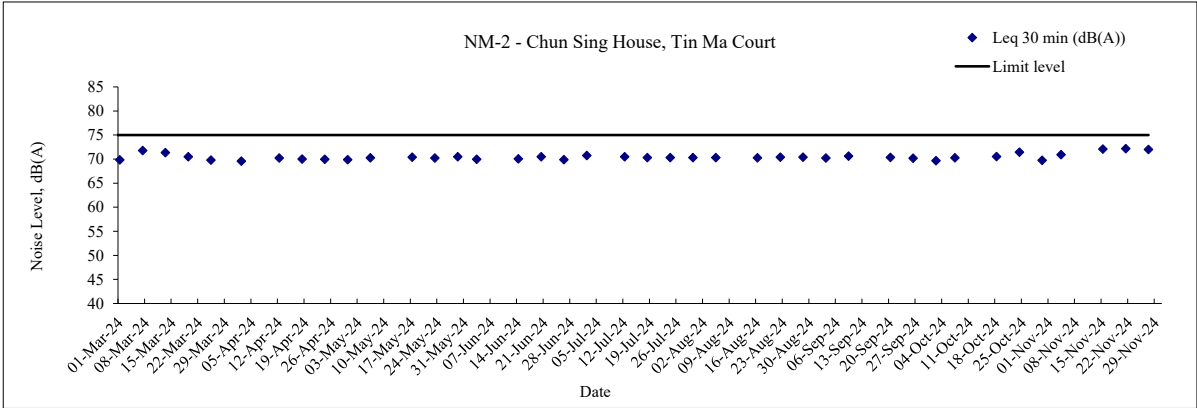
Construction Noise Monitoring Stations: Wo Tin House, Shatin Pass Estate (NM-5)

Date	Weather	Start Time	dB(A)			
			Leq	L10	L90	Leq(30min)
4 Nov 2024	Fine	9:00	68.5	70.0	67.0	68.9
		9:05	68.3	69.8	66.8	
		9:10	69.7	71.2	68.2	
		9:15	68.7	70.2	67.5	
		9:20	69.3	70.8	68.8	
		9:25	68.8	70.3	67.3	
15 Nov 2024	Fine	9:10	69.7	71.2	68.2	68.8
		9:15	68.1	69.6	66.6	
		9:20	68.9	70.4	67.4	
		9:25	69.0	70.5	67.5	
		9:30	68.3	69.8	66.8	
		9:35	68.7	70.2	67.2	
21 Nov 2024	Fine	9:00	68.3	69.8	67.8	68.5
		9:05	69.5	71.0	68.0	
		9:10	68.1	69.6	66.6	
		9:15	67.9	69.4	66.4	
		9:20	68.6	70.1	67.1	
		9:25	68.7	70.2	67.2	
27 Nov 2024	Fine	9:00	69.7	71.2	68.2	69.0
		9:05	68.9	70.4	67.4	
		9:10	69.6	71.1	68.1	
		9:15	68.7	70.2	67.2	
		9:20	68.2	69.7	66.7	
		9:25	68.9	70.4	67.4	
					Min:	68.5
					Max:	69.0
					Average:	68.8

Construction Noise Monitoring Stations: Sheung Fung Street Customs Staff Quarters (NM-6)

Date	Weather	Start Time	dB(A)				With Free-Field Correction
			Leq	L10	L90	Leq(30min)	
4 Nov 2024	Fine	9:45	67.1	68.6	65.6	67.9	70.9
		9:50	67.3	68.8	65.8		
		9:55	67.8	69.3	66.3		
		10:00	68.8	70.3	67.3		
		10:05	68.6	70.1	67.5		
		10:10	67.7	68.5	66.2		
15 Nov 2024	Fine	9:55	67.9	69.4	66.4	68.0	71.0
		10:00	67.5	69.0	66.0		
		10:05	68.3	69.8	66.8		
		10:10	67.8	68.3	66.3		
		10:15	68.5	70.0	67.0		
		10:20	67.8	69.3	66.3		
21 Nov 2024	Fine	9:50	67.5	69.0	66.0	66.9	69.9
		9:55	67.1	68.6	65.6		
		10:00	66.9	68.4	65.4		
		10:05	66.4	67.9	64.9		
		10:10	67.1	68.6	65.6		
		10:15	66.3	67.8	64.8		
27 Nov 2024	Fine	9:50	66.5	68.0	65.0	67.0	70.0
		9:55	67.5	69.0	66.0		
		10:00	66.1	67.6	64.6		
		10:05	66.3	67.8	64.8		
		10:10	67.8	69.3	66.3		
		10:15	67.5	69.0	66.0		
					Min:	66.9	69.9
					Max:	68.0	71.0
					Average:	67.5	70.5

Construction Noise Monitoring Results



Construction Noise Monitoring Results

