

Appendix I - Construction Noise Monitoring Results

Construction Noise Monitoring Stations: Chun Sing House, Tin Ma Court (NM-2)

Date	Weather	Start Time	dB(A)			
			Leq	L10	L90	Leq(30min)
3 Sep 2024	Fine	9:10	70.2	72.6	68.2	70.2
		9:15	71.1	73.1	69.2	
		9:20	70.6	72.9	68.9	
		9:25	69.6	70.4	67.4	
		9:30	69.4	70.5	67.1	
		9:35	70.2	72.4	69.2	
9 Sep 2024	Fine	10:40	70.4	71.9	69.3	70.6
		10:45	70.6	72.0	69.8	
		10:50	71.3	73.6	70.4	
		10:55	70.4	71.8	69.9	
		11:00	69.8	71.6	68.1	
		11:05	70.9	72.6	69.1	
20 Sep 2024	Fine	9:10	70.5	72.0	69.0	70.4
		9:15	70.1	71.6	68.6	
		9:20	69.8	71.3	68.3	
		9:25	71.6	73.1	70.1	
		9:30	69.5	71.0	68.0	
		9:35	70.3	71.8	68.8	
26 Sep 2024	Fine	9:05	69.5	71.0	68.0	70.2
		9:10	69.6	71.1	68.1	
		9:15	70.3	71.8	68.8	
		9:20	71.5	73.0	70.0	
		9:25	69.3	70.8	67.8	
		9:30	70.5	72.0	69.0	
					Min:	70.2
					Max:	70.6
					Average:	70.3

Construction Noise Monitoring Stations: Grace Methodist Church Kindergarten (NM-3)

Date	Weather	Start Time	dB(A)			
			Leq	L10	L90	Leq(30min)
3 Sep 2024	Fine	10:10	56.3	59.0	50.4	55.9
		10:15	53.9	56.7	49.8	
		10:20	54.0	56.3	49.9	
		10:25	55.8	58.6	49.8	
		10:30	56.2	58.8	50.1	
		10:35	57.7	60.1	54.4	
9 Sep 2024	Fine	11:25	57.0	60.0	48.5	56.5
		11:30	56.6	59.7	49.1	
		11:35	56.5	59.3	47.8	
		11:40	56.5	59.6	49.5	
		11:45	55.5	58.8	48.6	
		11:50	57.0	58.9	47.8	
20 Sep 2024	Fine	10:30	59.1	60.6	57.6	60.2
		10:35	59.6	61.1	58.1	
		10:40	60.3	61.8	58.8	
		10:45	61.5	63.0	60.0	
		10:50	59.7	61.2	58.3	
		10:55	60.3	61.8	58.8	
26 Sep 2024	Fine	10:30	58.3	59.8	56.8	58.6
		10:35	58.6	60.1	57.1	
		10:40	58.2	59.7	56.7	
		10:45	58.9	60.4	57.4	
		10:50	59.2	60.7	57.7	
		10:55	58.6	60.1	57.1	
					Min:	55.9
					Max:	60.2
					Average:	57.8

Appendix I - Construction Noise Monitoring Results

Construction Noise Monitoring Stations: Block 6, Tsui Chuk Garden (NM-4)

Date	Weather	Start Time	dB(A)			
			Leq	L10	L90	Leq(30min)
3 Sep 2024	Fine	14:00	65.2	67.2	63.2	65.5
		14:05	65.9	67.4	63.9	
		14:10	66.4	68.4	64.3	
		14:15	64.9	66.3	62.4	
		14:20	65.7	67.4	63.2	
		14:25	64.9	66.9	62.4	
9 Sep 2024	Fine	14:15	50.2	52.1	49.2	52.2
		14:20	51.2	53.3	50.2	
		14:25	53.6	55.7	51.4	
		14:30	51.4	53.6	50.4	
		14:35	52.2	54.6	51.2	
		14:40	53.6	55.1	51.4	
20 Sep 2024	Fine	15:35	54.3	55.8	52.8	55.4
		15:40	56.7	58.2	55.3	
		15:45	55.8	57.3	54.3	
		15:50	54.7	56.2	53.3	
		15:55	55.6	57.1	54.1	
		16:00	54.9	56.4	53.4	
26 Sep 2024	Fine	15:30	55.6	57.1	54.1	55.1
		15:35	54.7	56.2	53.2	
		15:40	54.8	56.3	53.3	
		15:45	55.1	56.6	53.6	
		15:50	54.6	56.1	53.1	
		15:55	55.7	57.2	54.2	
					Min:	52.2
					Max:	65.5
					Average:	57.1

Construction Noise Monitoring Stations: Road pavement near Wang King House, Tin Wang Court (NM-4a)

Date	Weather	Start Time	dB(A)				
			Leq	L10	L90	Leq(30min)	With Free-Field Correction
3 Sep 2024	Fine	11:00	67.1	68.1	66.3	66.0	69.0
		11:05	65.4	67.3	64.2		
		11:10	63.0	65.0	62.4		
		11:15	62.6	63.4	61.7		
		11:20	67.1	69.3	65.1		
		11:25	67.9	68.9	66.1		
9 Sep 2024	Fine	15:00	66.1	68.8	60.2	66.7	69.7
		15:05	67.8	68.7	60.6		
		15:10	66.8	68.5	60.1		
		15:15	68.1	70.6	60.5		
		15:20	65.6	68.4	60.5		
		15:25	65.2	67.0	60.1		
20 Sep 2024	Fine	11:15	67.8	69.3	66.3	66.9	69.9
		11:20	66.5	68.0	65.0		
		11:25	67.2	68.7	65.7		
		11:30	67.1	68.6	65.6		
		11:35	66.5	68.0	65.5		
		11:40	66.1	67.6	64.6		
26 Sep 2024	Fine	11:30	66.1	67.6	64.6	67.1	70.1
		11:35	66.7	68.2	65.2		
		11:40	67.2	68.7	65.7		
		11:45	67.6	69.1	66.1		
		11:50	66.8	68.3	65.3		
		11:55	68.1	68.6	65.6		
					Min:	66.0	69.0
					Max:	67.1	70.1
					Average:	66.7	69.7

Appendix I - Construction Noise Monitoring Results

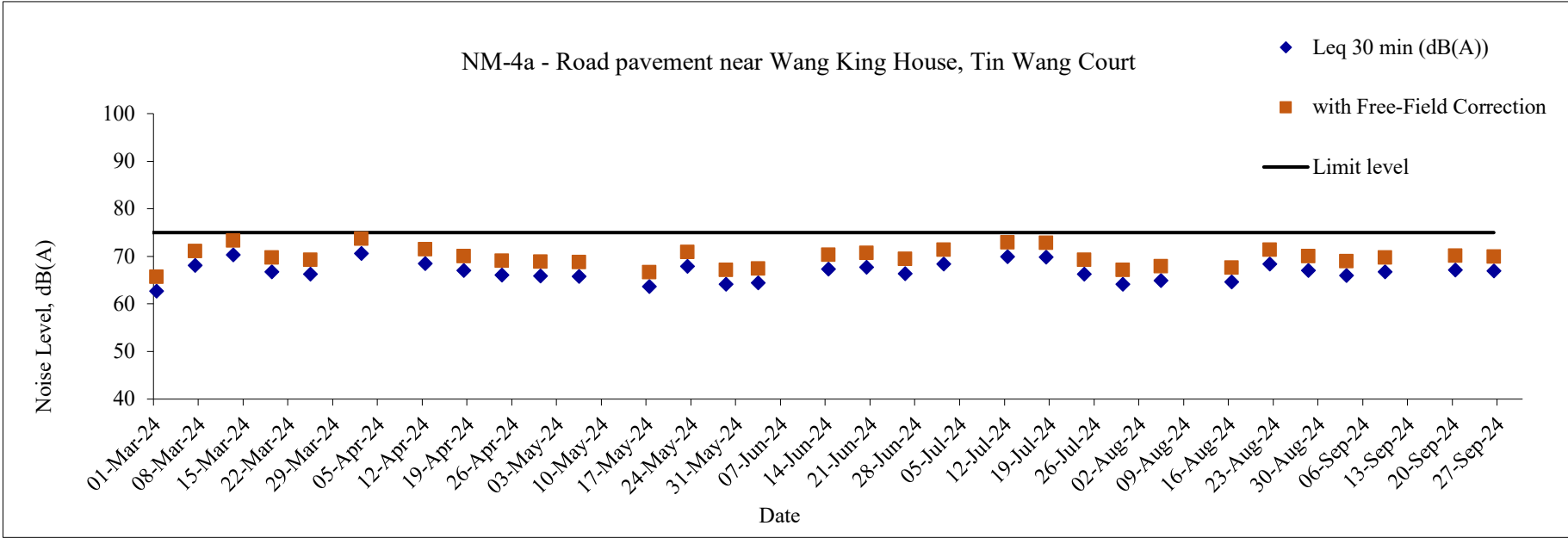
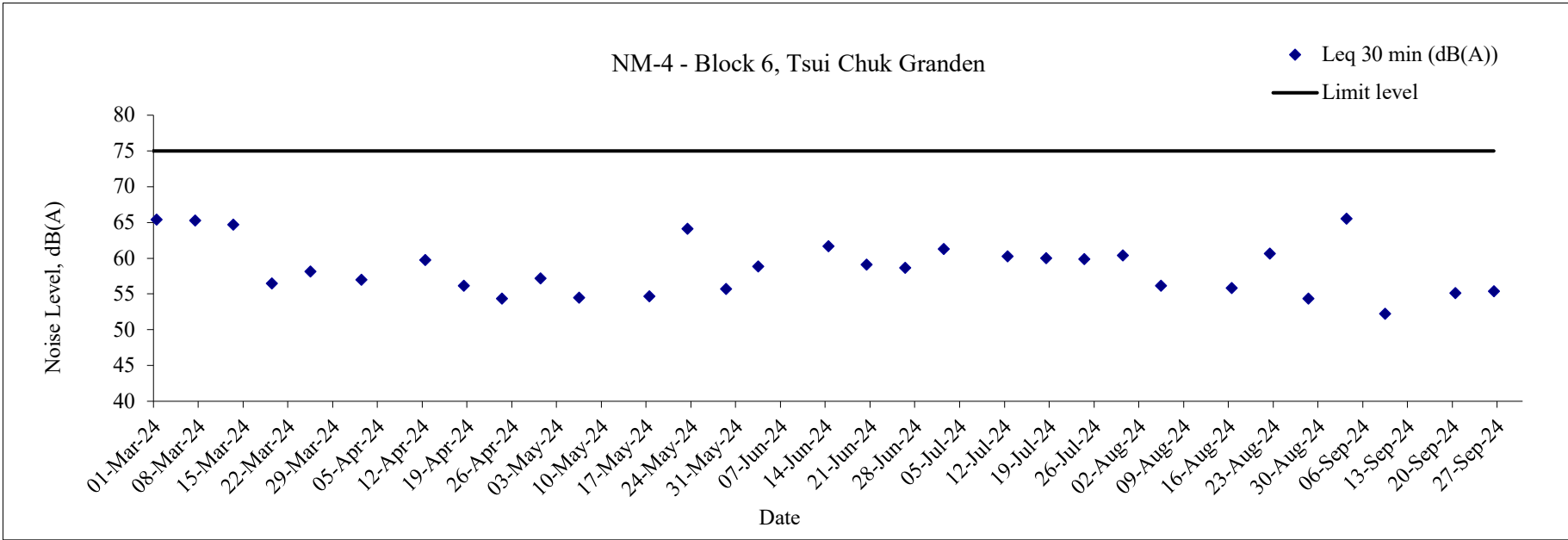
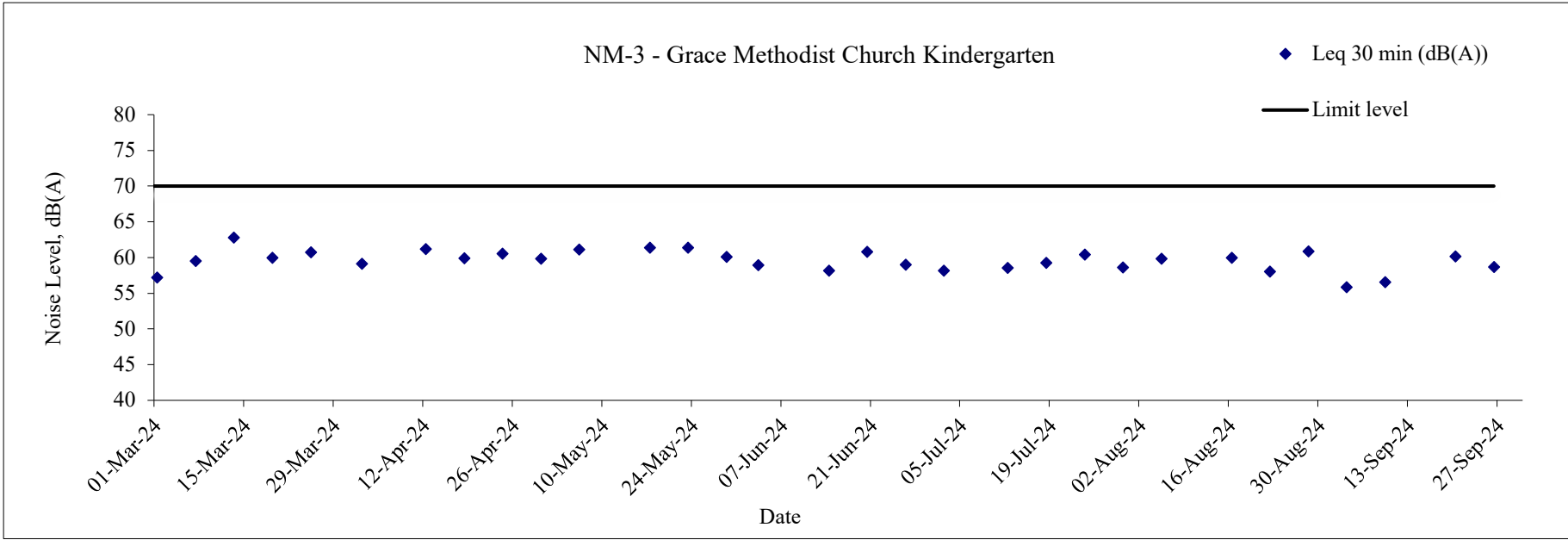
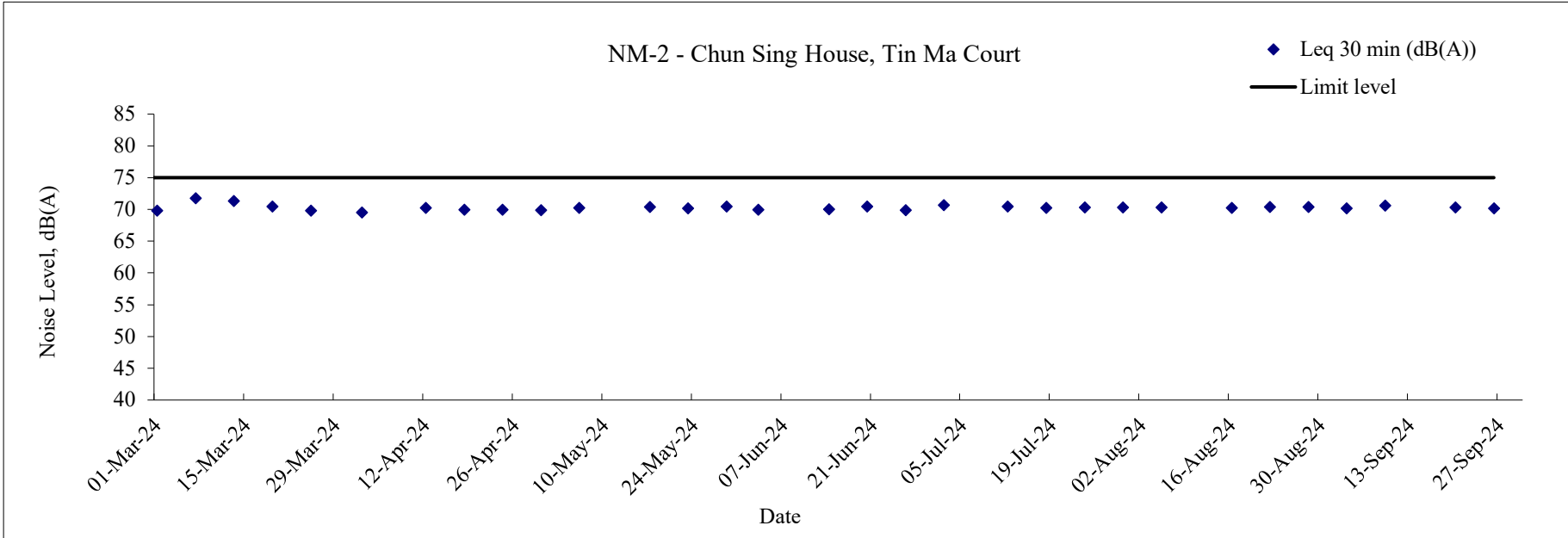
Construction Noise Monitoring Stations: Wo Tin House, Shatin Pass Estate (NM-5)

Date	Weather	Start Time	dB(A)			
			Leq	L10	L90	Leq(30min)
3 Sep 2024	Fine	14:40	60.4	63.2	57.9	60.3
		14:45	58.5	61.6	54.3	
		14:50	60.8	63.8	57.1	
		14:55	61.4	65.3	57.2	
		15:00	58.8	60.5	55.5	
		15:05	61.2	64.3	57.4	
9 Sep 2024	Fine	9:00	71.0	74.8	67.5	71.7
		9:05	71.7	73.9	69.2	
		9:10	73.1	76.3	70.3	
		9:15	71.4	75.2	69.9	
		9:20	73.0	74.4	71.2	
		9:25	68.0	73.9	66.5	
20 Sep 2024	Fine	14:15	66.8	68.3	65.3	67.0
		14:20	67.5	69.0	66.0	
		14:25	67.2	68.7	65.7	
		14:30	66.5	68.0	65.0	
		14:35	67.3	68.8	65.8	
		14:40	66.5	68.0	65.0	
26 Sep 2024	Fine	14:00	67.3	68.8	65.8	67.0
		14:05	66.5	68.0	65.0	
		14:10	67.8	69.3	66.3	
		14:15	66.1	67.6	64.6	
		14:20	67.9	69.4	66.4	
		14:25	66.3	67.8	64.8	
					Min:	60.3
					Max:	71.7
					Average:	66.5

Construction Noise Monitoring Stations: Sheung Fung Street Customs Staff Quarters (NM-6)

Date	Weather	Start Time	dB(A)				
			Leq	L10	L90	Leq(30min)	With Free-Field Correction
3 Sep 2024	Fine	15:29	61.6	64.0	57.3	69.0	72.0
		15:34	62.9	65.9	57.3		
		15:39	63.5	66.8	57.1		
		15:44	74.6	78.5	69.8		
		15:49	69.5	71.3	66.2		
		15:54	66.0	69.0	62.8		
9 Sep 2024	Fine	9:42	63.4	66.8	62.6	64.4	67.4
		9:47	62.8	65.1	61.7		
		9:52	62.3	65.9	60.8		
		9:57	67.5	72.7	65.3		
		10:02	63.3	66.8	60.2		
		10:07	64.6	67.3	62.1		
20 Sep 2024	Fine	15:15	68.5	70.0	66.0	68.7	71.7
		15:20	69.3	70.8	67.8		
		15:25	67.2	68.7	65.7		
		15:30	68.1	69.6	66.6		
		15:35	69.5	71.0	67.0		
		15:40	68.9	70.4	67.4		
26 Sep 2024	Fine	15:20	68.1	69.6	66.6	68.4	71.4
		15:25	67.3	68.8	65.8		
		15:30	68.8	70.3	67.3		
		15:35	69.5	71.0	67.0		
		15:40	68.1	69.6	66.6		
		15:45	68.4	69.9	66.9		
					Min:	64.4	67.4
					Max:	69.0	72.0
					Average:	67.6	70.6

Construction Noise Monitoring Results



Construction Noise Monitoring Results

