

Sibata LD-5R K-Factor Verification Test by Total Suspended Particulates HVS Test Report

Information of Calibrated Equipment

Verification Test Date:	28-Nov-23	to	30-Nov-23	Next Verification Test Date:	28-Nov-24
Unit-under-Test- Model No.:	Sibata LD-5R				
Unit-under-Test Serial No.:	0Z4545				
Our Report Reference No.:	RPT-23-HVS-0065				
Calibration Location:	AM2, location near the Leachate Treatment Works within the NENTX Landfill				

Standard Equipment Information

Verification Equipment Type:	Tisch TSP HVS	Tisch HVS Calibrator
Standard Equipment Model No.:	TE-5170X	TE-5025A
Equipment serial no.:	1106	4166
Last Calibration Date:	4-Nov-23	19-Jun-23
Next Calibration Date:	3-Jan-24	19-Jun-24

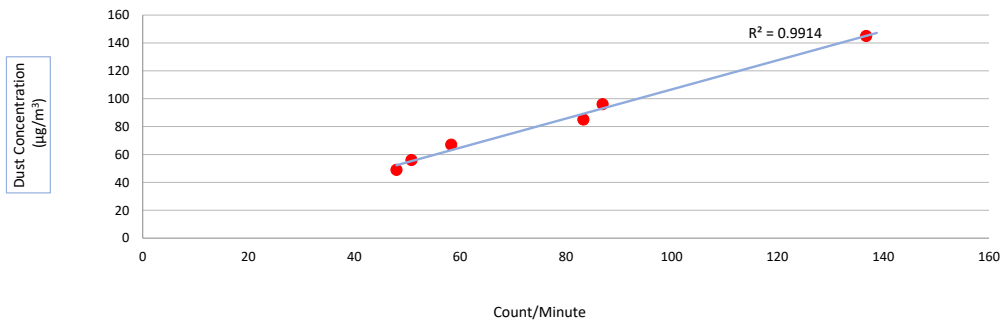
Equipment Verification Result

Verification Test No.	Date	Duration			Results from Calibrated Equipment		Results from Standard Equipment
		Start-time	End-time	Elapsed Time (in min)	Total Counts	Counts/ Minute x-axis	Dust Concentration ($\mu\text{g}/\text{m}^3$) y-axis
1	28/11/2023	8789.68	8792.68	180.00	15648	87	96
2	28/11/2023	8792.68	8795.68	180.00	14993	83	85
3	28/11/2023	8795.68	8798.68	180.00	8635	48	49
4	30/11/2023	8798.68	8801.68	180.00	10501	58	67
5	30/11/2023	8801.68	8804.68	180.00	24622	137	145
6	30/11/2023	8804.68	8807.68	180.00	9145	51	56

Linear Regression of y on x

Slope, K factor:	1.0451	Intercept:	2.1545	*Correlation Coefficient,R:	0.9957
Verification Test Result:	Strong Correlation, Results were accepted.				* If the Correlation Coefficient, R is <0.5. Checking and Re-verification are required.

Verification Curve



Operated By:

Andy Li

Project Technician, Environmental

Date: 30-11-2023

Checked By:

Tandy Tse

Senior Consultant, Environmental

Date: 30-11-2023

Sibata LD-5R K-Factor Verification Test by Total Suspended Particulates HVS Test Report

Information of Calibrated Equipment

Verification Test Date:	28-Nov-23	to	30-Nov-24	Next Verification Test Date:	28-Nov-24
Unit-under-Test- Model No.:	Sibata LD-5R				
Unit-under-Test Serial No.:	882106				
Our Report Reference No.:	RPT-23-HVS-0068				
Calibration Location:	AM2, location near the Leachate Treatment Works within the NENTX Landfill				

Standard Equipment Information

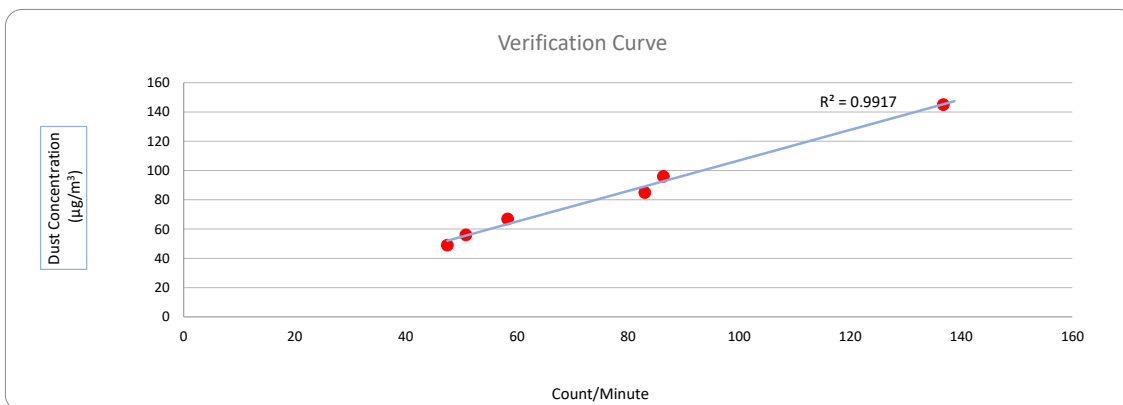
Verification Equipment Type:	Tisch TSP HVS	Tisch HVS Calibrator
Standard Equipment Model No.:	TE-5170X	TE-5025A
Equipment serial no.:	1106	4166
Last Calibration Date:	4-Nov-23	19-Jun-23
Next Calibration Date:	3-Jan-24	19-Jun-24

Equipment Verification Result

Verification Test No.	Date	Duration			Results from Calibrated Equipment		Results from Standard Equipment
		Start-time	End-time	Elapsed Time (in min)	Total Counts	Counts/ Minute x-axis	Dust Concentration ($\mu\text{g}/\text{m}^3$) y-axis
1	28/11/2023	8789.68	8792.68	180.00	15546	86	96
2	28/11/2023	8792.68	8795.68	180.00	14944	83	85
3	28/11/2023	8795.68	8798.68	180.00	8543	47	49
4	30/11/2023	8798.68	8801.68	180.00	10499	58	67
5	30/11/2023	8801.68	8804.68	180.00	24622	137	145
6	30/11/2023	8804.68	8807.68	180.00	9145	51	56

Linear Regression of y on x

Slope, K factor:	<u>1.0437</u>	Intercept:	<u>2.4993</u>	*Correlation Coefficient, R:	<u>0.9958</u>
Verification Test Result:	<u>Strong Correlation, Results were accepted.</u>			* If the Correlation Coefficient, R is <0.5. Checking and Re-verification are required.	



Operated By:

Andy Li

Project Technician, Environmental

Date:

30-11-2023

Checked By:

Tandy Tse

Senior Consultant, Environmental

Date:

30-11-2023

Sibata LD-5R K-Factor Verification Test by Total Suspended Particulates HVS Test Report

Information of Calibrated Equipment

Verification Test Date:	28-Nov-23	to	30-Nov-23	Next Verification Test Date:	28-Nov-24
Unit-under-Test- Model No.:	Sibata LD-5R				
Unit-under-Test Serial No.:	942532				
Our Report Reference No.:	RPT-23-HVS-0071				
Calibration Location:	AM2, location near the Leachate Treatment Works within the NENTX Landfill				

Standard Equipment Information

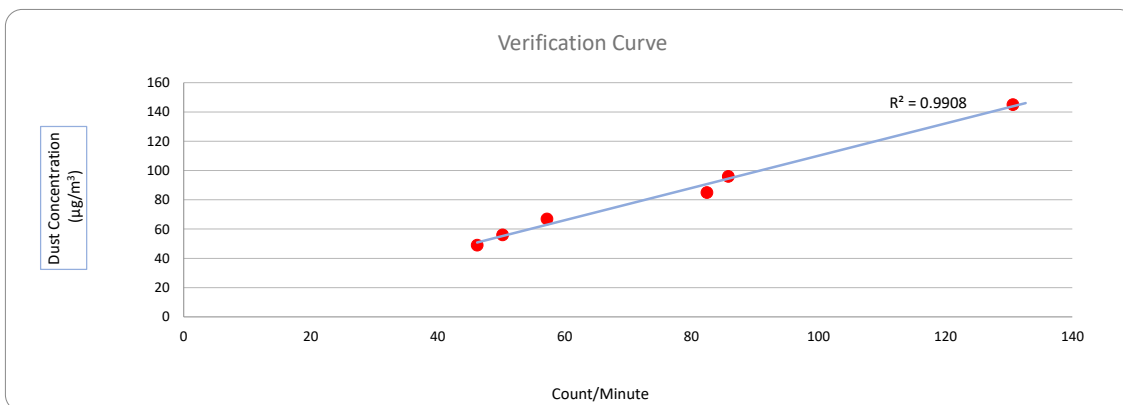
Verification Equipment Type:	Tisch TSP HVS	Tisch HVS Calibrator
Standard Equipment Model No.:	TE-5170X	TE-5025A
Equipment serial no.:	1106	4166
Last Calibration Date:	4-Nov-23	19-Jun-23
Next Calibration Date:	3-Jan-24	19-Jun-24

Equipment Verification Result

Verification Test No.	Date	Duration			Results from Calibrated Equipment		Results from Standard Equipment
		Start-time	End-time	Elapsed Time (in min)	Total Counts	Counts/ Minute x-axis	Dust Concentration ($\mu\text{g}/\text{m}^3$) y-axis
1	28/11/2023	8789.68	8792.68	180.00	15446	86	96
2	28/11/2023	8792.68	8795.68	180.00	14835	82	85
3	28/11/2023	8795.68	8798.68	180.00	8320	46	49
4	30/11/2023	8798.68	8801.68	180.00	10303	57	67
5	30/11/2023	8801.68	8804.68	180.00	23517	131	145
6	30/11/2023	8804.68	8807.68	180.00	9043	50	56

Linear Regression of y on x

Slope, K factor:	<u>1.1020</u>	Intercept:	<u>-0.1223</u>	*Correlation Coefficient,R:	<u>0.9954</u>
Verification Test Result:	<u>Strong Correlation, Results were accepted.</u>				* If the Correlation Coefficient, R is <0.5. Checking and Re-verification are required.



Operated By:

Andy Li

Project Technician, Environmental

Date:

30-11-2023

Checked By:

Tandy Tse

Senior Consultant, Environmental

Date:

30-11-2023

Certificate of Calibration

for

Description: *Sound Level Calibrator*
Manufacturer: *RION*
Type No.: *NC-75*
Serial No.: *34724245*

Submitted by:

Customer: *Acuity Sustainability Consulting Limited*
Address: *Unit E, 12/F, Ford Glory Plaza,*
 Nos. 37-39 Wing Hong Street,
 Cheung Sha Wan, Kowloon,
 Hong Kong

Upon receipt for calibration, the instrument was found to be:

- ☒ **Within**
☐ **Outside**

the allowable tolerance.

The test equipments used for calibration are traceable to National Standards via:

- The Government of The Hong Kong Special Administrative Region Standard & Calibration Laboratory

Date of receipt: 27 July 2023

Date of calibration: 3 August 2023

Date of NEXT calibration: 2 August 2024

Calibrated by: _____
 Calibration Technician

Certified by: _____
 Mr. Ng Yan Wa
 Laboratory Manager

Date of issue: 3 August 2023

Certificate No.: APJ23-049-CC003



Page 1 of 2

1. Calibration Precautions:

- The unit-under-test (UUT) was allowed to stabilize in the laboratory for over 24 hours, and switched on to warm up for over 10 minutes before the commencement of the test.
- The results presented are the mean of 3 measurements at each calibration point.

2. Calibration Specifications:

Calibration check

3. Calibration Conditions:

Air Temperature: 22.6 °C
Air Pressure: 1006 hPa
Relative Humidity: 52.9 %

4. Calibration Equipment:

Test Equipment	Type	Serial No.	Calibration Report Number	Traceable to
Multifunction Calibrator	B&K 4226	2288467	AV220061	HOKLAS
Sound Level Meter	RION NA-28	30721812	AV220120	HOKLAS

5. Calibration Results**5.1 Sound Pressure Level**

Nominal value dB	Accept lower level dB	Accept upper level dB	Measured value dB
94.0	93.6	94.4	94.0

Note:

The values given in this certification only related to the values measured at the time of the calibration.

Certificate No.: APJ23-049-CC003



Page 2 of 2

Certificate of Calibration

for

Description: Sound Level Meter
Manufacturer: NTi Audio
Type No.: XL2 (Serial No.: A2A-13661-E0)
Microphone: ACO 7052 (Serial No.:84464)
Preamplifier: NTi Audio MA220 (M2211) (Serial No.:5287)

Submitted by:

Customer: Acuity Sustainability Consulting Limited
Address: Unit E, 12/F, Ford Glory Plaza,
Nos. 37-39 Wing Hong Street,
Cheung Sha Wan, Kowloon, Hong Kong

Upon receipt for calibration, the instrument was found to be:

- ☒ Within (31.5Hz – 8kHz)
☐ Outside

the allowable tolerance.

The test equipment used for calibration are traceable to National Standards via:

- The Government of The Hong Kong Special Administrative Region Standard & Calibration Laboratory

Date of receipt: 31 August 2023

Date of calibration: 04 September 2023

Date of NEXT calibration: 03 September 2024

Calibrated by: 
Calibration Technician

Certified by: 
Mr. Ng Yan Wa
Laboratory Manager

Date of issue: 04 September 2023

Certificate No.: APJ23-053-CC002

Page 1 of 4

1. Calibration Precaution:

- The unit-under-test (UUT) was allowed to stabilize in the laboratory for over 24 hours, and switched on to warm up for over 10 minutes before the commencement of the test.
- The results presented are the mean of 3 measurements at each calibration point.

2. Calibration Conditions:

Air Temperature: 23.6 °C
Air Pressure: 1006 hPa
Relative Humidity: 62.6 %

3. Calibration Equipment:

	Type	Serial No.	Calibration Report Number	Traceable to
Multifunction Calibrator	B&K 4226	2288467	AV220061	HOKLAS

4. Calibration Results

Sound Pressure Level

Reference Sound Pressure Level

Setting of Unit-under-test (UUT)			Applied value		UUT Reading,	IEC 61672 Class 1
Range, dB	Freq. Weighting	Time Weighting	Level, dB	Frequency, Hz	dB	Specification, dB
30-130	dBA SPL	Fast	94	1000	94.0	±0.4

Linearity

Setting of Unit-under-test (UUT)			Applied value		UUT Reading,	IEC 61672 Class 1
Range, dB	Freq. Weighting	Time Weighting	Level, dB	Frequency, Hz	dB	Specification, dB
30-130	dBA SPL	Fast	94	1000	94.0	Ref
			104		104.0	±0.3
			114		114.0	±0.3

Time Weighting

Setting of Unit-under-test (UUT)			Applied value		UUT Reading,	IEC 61672 Class 1
Range, dB	Freq. Weighting	Time Weighting	Level, dB	Frequency, Hz	dB	Specification, dB
30-130	dBA SPL	Fast	94	1000	94.0	Ref
		Slow			94.0	±0.3

Frequency Response

Linear Response

Setting of Unit-under-test (UUT)			Applied value		UUT Reading,	IEC 61672 Class 1
Range, dB	Freq. Weighting	Time Weighting	Level, dB	Frequency, Hz	dB	Specification, dB
30-130	dB	SPL	94	31.5	94.1	± 2.0
				63	94.1	± 1.5
				125	94.1	± 1.5
				250	94.1	± 1.4
				500	94.1	± 1.4
				1000	94.0	Ref
				2000	93.9	± 1.6
				4000	93.9	± 1.6
				8000	94.7	+2.1; -3.1

A-weighting

Setting of Unit-under-test (UUT)			Applied value		UUT Reading,	IEC 61672 Class 1
Range, dB	Freq. Weighting	Time Weighting	Level, dB	Frequency, Hz	dB	Specification, dB
30-130	dBA	SPL	94	31.5	54.7	-39.4 ± 2.0
				63	68.2	-26.2 ± 1.5
				125	78.0	-16.1 ± 1.5
				250	85.5	-8.6 ± 1.4
				500	90.8	-3.2 ± 1.4
				1000	94.0	Ref
				2000	95.1	$+1.2 \pm 1.6$
				4000	94.9	$+1.0 \pm 1.6$
				8000	93.5	-1.1 ± 2.1 ; -3.1

C-weighting

Setting of Unit-under-test (UUT)			Applied value		UUT Reading,	IEC 61672 Class 1
Range, dB	Freq. Weighting	Time Weighting	Level, dB	Frequency, Hz	dB	Specification, dB
30-130	dBC	SPL	94	31.5	91.2	-3.0 ± 2.0
				63	93.5	-0.8 ± 1.5
				125	94.0	-0.2 ± 1.5
				250	94.1	-0.0 ± 1.4
				500	94.1	-0.0 ± 1.4
				1000	94.0	Ref
				2000	93.7	-0.2 ± 1.6
				4000	93.2	-0.8 ± 1.6
				8000	91.6	-3.0 ± 2.1 ; -3.1



Certificate No.: APJ23-053-CC002

Page 3 of 4

5. Calibration Results Applied

The results apply to the particular unit-under-test only. All calibration points are within manufacture's specification as IEC 61672 Class 1.

Uncertainties of Applied Value:

94 dB	31.5 Hz	± 0.10
	63 Hz	± 0.10
	125 Hz	± 0.10
	250 Hz	± 0.10
	500 Hz	± 0.05
	1000 Hz	± 0.05
	2000 Hz	± 0.05
	4000 Hz	± 0.10
	8000 Hz	± 0.10
104 dB	1000 Hz	± 0.05
114 dB	1000 Hz	± 0.05

The uncertainties are evaluated for a 95% confidence level.

Note:

The values given in this certification only related to the values measured at the time of the calibration and any uncertainties quoted will not allow for the equipment long-term drift, variations with environmental changes, vibration and shock during transportation, overloading, mis-handling, or the capability of any other laboratory to repeat the calibration. (A+A)*L shall not be liable for any loss or damage resulting from the use of the equipment.

