

## Appendix I - Construction Noise Monitoring Results

### Construction Noise Monitoring Stations: Chun Sing House, Tin Ma Court (NM-2)

Date	Weather	Start Time	dB(A)			
			Leq	L10	L90	Leq(30min)
1 Feb 2024	Fine	9:55	70.2	74.2	69.2	70.5
		10:00	69.3	72.2	68.1	
		10:05	70.6	73.6	68.2	
		10:10	71.2	72.4	68.3	
		10:15	70.3	72.4	69.2	
		10:20	71.3	73.2	70.3	
9 Feb 2024	Cloudy	9:02	69.4	71.2	65.3	69.3
		9:07	69.1	71.6	66.3	
		9:12	68.2	69.2	65.4	
		9:17	70.2	72.6	64.4	
		9:22	69.4	70.3	64.9	
		9:27	69.0	71.0	65.2	
14 Feb 2024	Sunny	9:30	68.4	70.2	66.3	69.4
		9:35	68.6	69.2	67.2	
		9:40	69.4	71.2	68.6	
		9:45	70.2	72.2	69.2	
		9:50	69.2	70.1	68.6	
		9:55	70.1	72.6	69.2	
19 Feb 2024	Cloudy	9:30	68.1	70.2	65.1	69.3
		9:35	68.0	70.4	66.2	
		9:40	70.1	71.6	66.9	
		9:45	70.3	71.9	67.4	
		9:50	69.4	70.6	67.1	
		9:55	69.1	71.2	66.2	
					Min:	69.3
					Max:	70.5
					Average:	69.6

### Construction Noise Monitoring Stations: Grace Methodist Church Kindergarten (NM-3)

Construction Noise Monitoring Stations: Grace Methodist Church Kinder Garten (NMI 2)						
Date	Weather	Start Time	dB(A)			
			Leq	L10	L90	Leq(30min)
1 Feb 2024	Fine	9:10	58.2	59.2	57.0	60.3
		9:15	59.6	61.2	58.4	
		9:20	62.2	63.2	59.0	
		9:25	61.2	63.4	60.5	
		9:30	60.3	63.3	58.6	
		9:35	59.2	61.2	57.2	
9 Feb 2024	Cloudy	9:50	57.3	59.2	55.2	56.9
		9:55	56.3	58.6	54.3	
		10:00	57.6	59.1	55.6	
		10:05	56.6	58.9	54.6	
		10:10	56.1	59.1	55.2	
		10:15	57.2	58.3	56.6	
14 Feb 2024	Sunny	10:15	57.2	60.3	55.2	58.6
		10:20	59.4	61.2	58.4	
		10:25	58.6	60.3	57.6	
		10:30	58.4	60.9	56.2	
		10:35	57.2	61.2	57.0	
		10:40	59.9	60.3	58.3	
19 Feb 2024	Cloudy	10:20	57.2	59.2	54.2	58.3
		10:25	58.4	60.3	55.1	
		10:30	58.3	60.9	55.5	
		10:35	59.1	61.2	58.4	
		10:40	58.6	60.6	55.9	
		10:45	58.1	60.2	57.2	
					Min:	56.9
					Max:	60.3
					Average:	58.5

## Appendix I - Construction Noise Monitoring Results

### Construction Noise Monitoring Stations: Block 6, Tsui Chuk Garden (NM-4)

Construction Noise Monitoring Statistics: Block 3, Four Oaks Garden (RM1 7)						
Date	Weather	Start Time	dB(A)			
			Leq	L10	L90	Leq(30min)
1 Feb 2024	Fine	13:09	62.3	63.2	60.2	63.3
		13:14	61.7	64.1	60.6	
		13:19	63.2	65.4	60.3	
		13:24	64.4	65.9	61.2	
		13:29	63.4	66.3	60.0	
		13:34	64.2	66.4	63.2	
9 Feb 2024	Cloudy	13:16	63.6	65.4	61.2	64.7
		13:21	64.5	66.9	62.6	
		13:26	64.2	66.4	63.4	
		13:31	65.4	67.3	63.6	
		13:36	66.4	68.1	63.6	
		13:41	63.3	65.3	61.9	
14 Feb 2024	Sunny	14:01	60.2	62.2	59.2	61.0
		14:06	61.2	63.2	58.2	
		14:11	60.9	61.2	59.6	
		14:16	60.4	61.4	59.4	
		14:21	61.4	62.4	60.3	
		14:26	61.9	62.4	60.4	
19 Feb 2024	Cloudy	14:19	56.3	58.3	55.1	57.9
		14:24	57.4	59.4	56.6	
		14:29	57.6	59.6	56.1	
		14:34	58.5	59.9	56.5	
		14:39	58.3	60.3	56.1	
		14:44	58.6	59.8	57.2	
					Min:	57.9
					Max:	64.7
					Average:	61.7

### Construction Noise Monitoring Stations: Road pavement near Wang King House, Tin Wang Court (NM-4a)

Construction Noise Monitoring Stations: Road pavement near Wang Xing House, Tai Wang Court (ENV-4a)							
Date	Weather	Start Time	dB(A)			Leq(30min)	With Free-Field Correction
			Leq	L10	L90		
1 Feb 2024	Fine	10:40	61.2	62.6	60.5	62.3	65.3
		10:45	63.2	64.4	62.1		
		10:50	62.6	63.6	60.5		
		10:55	61.9	64.2	60.3		
		11:00	62.9	63.9	60.4		
		11:05	61.9	63.1	60.2		
9 Feb 2024	Cloudy	10:35	65.2	67.2	64.4	62.9	65.9
		10:40	60.3	63.6	60.1		
		10:45	64.3	65.4	60.6		
		10:50	61.4	63.1	59.4		
		10:55	62.5	64.5	61.2		
		11:00	61.9	63.4	58.3		
14 Feb 2024	Sunny	11:00	63.2	65.2	62.1	64.9	67.9
		11:05	64.4	66.6	63.3		
		11:10	65.2	67.3	64.3		
		11:15	65.3	67.9	63.9		
		11:20	64.3	66.1	63.2		
		11:25	66.3	67.2	65.2		
19 Feb 2024	Cloudy	11:00	62.3	63.6	60.4	63.1	66.1
		11:05	61.4	63.1	60.6		
		11:10	64.2	65.6	61.2		
		11:15	63.1	65.6	62.3		
		11:20	62.6	64.9	61.1		
		11:25	64.1	66.6	62.5		
					Min:	62.3	65.3
					Max:	64.9	67.9
					Average:	63.3	66.3

## Appendix I - Construction Noise Monitoring Results

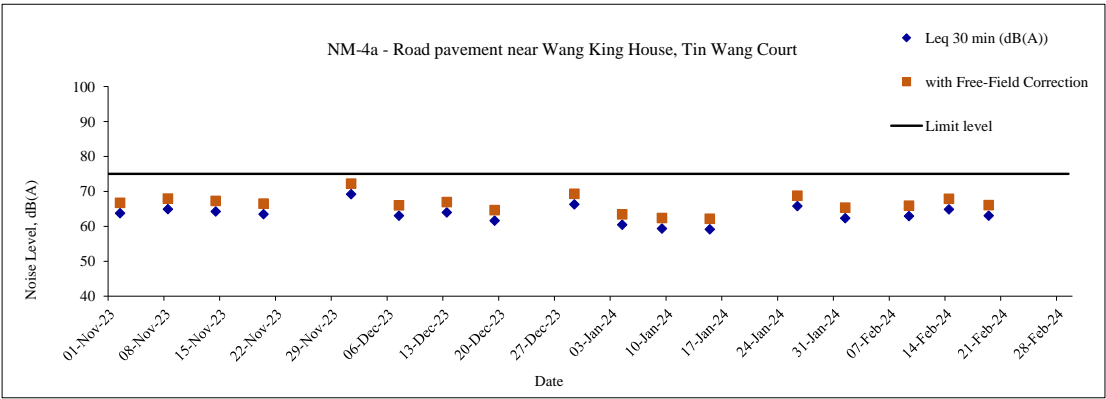
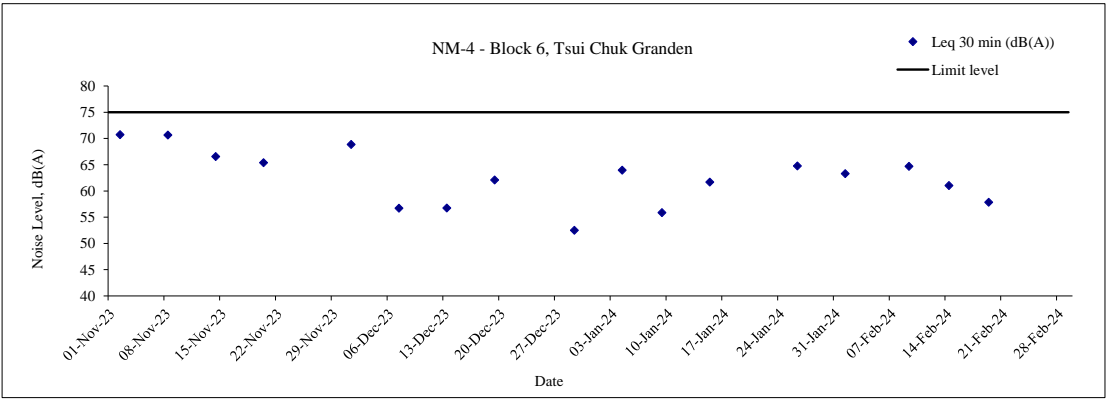
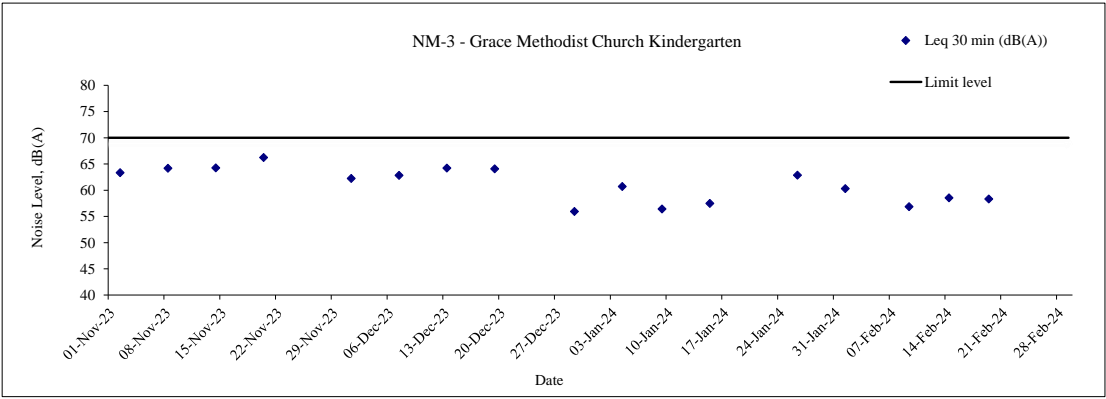
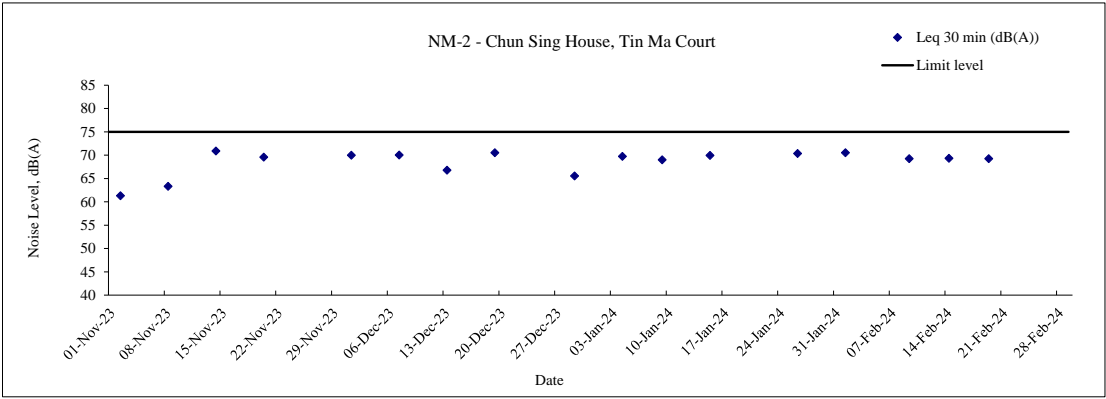
### Construction Noise Monitoring Stations: Wo Tin House, Shatin Pass Estate (NM-5)

Date	Weather	Start Time	dB(A)			
			Leq	L10	L90	Leq(30min)
1 Feb 2024	Fine	14:05	62.0	64.0	60.1	66.8
		14:10	67.3	69.2	65.1	
		14:15	66.3	68.4	64.2	
		14:20	67.1	68.1	65.1	
		14:25	68.2	69.4	66.3	
		14:30	67.7	68.6	64.2	
9 Feb 2024	Cloudy	15:00	59.2	60.2	57.2	58.5
		15:05	58.1	59.3	55.2	
		15:10	57.6	58.4	56.4	
		15:15	58.6	60.6	57.3	
		15:20	58.4	60.9	56.1	
		15:25	59.1	61.2	57.6	
14 Feb 2024	Sunny	15:10	58.6	59.6	57.6	59.6
		15:15	57.4	59.2	56.2	
		15:20	59.2	60.2	57.6	
		15:25	59.6	61.2	58.6	
		15:30	60.2	61.6	57.1	
		15:35	61.3	62.9	58.6	
19 Feb 2024	Cloudy	15:05	57.3	59.2	54.1	59.4
		15:10	61.4	63.2	60.1	
		15:15	62.6	64.5	60.6	
		15:20	56.3	59.1	54.2	
		15:25	57.1	59.3	55.3	
		15:30	57.1	58.6	56.2	
					Min:	58.5
					Max:	66.8
					Average:	61.1

### Construction Noise Monitoring Stations: Sheung Fung Street Customs Staff Quarters (NM-6)

Construction Noise Monitoring Stations, Sheung Tsang Street Customs Staff Quarters (1/14/07)							
Date	Weather	Start Time	dB(A)				
			Leq	L10	L90	Leq(30min)	With Free-Field Correction
1 Feb 2024	Fine	15:00	67.0	68.3	65.1	67.9	70.9
		15:05	68.2	69.3	66.2		
		15:10	67.4	69.3	66.3		
		15:15	68.2	69.1	65.4		
		15:20	69.2	71.2	67.6		
		15:25	67.3	68.9	66.2		
9 Feb 2024	Cloudy	15:45	67.6	68.6	65.2	67.5	70.5
		15:50	68.4	69.4	67.5		
		15:55	68.1	70.4	67.1		
		16:00	67.2	68.5	66.6		
		16:05	67.4	68.3	66.2		
		16:10	66.1	67.6	65.1		
14 Feb 2024	Sunny	15:50	69.2	71.3	67.2	69.3	72.3
		15:55	68.6	70.6	66.4		
		16:00	69.6	71.4	67.9		
		16:05	69.7	72.6	66.3		
		16:10	70.2	71.7	68.6		
		16:15	68.1	69.2	67.6		
19 Feb 2024	Cloudy	15:50	67.1	69.2	65.1	67.7	70.7
		15:55	66.9	68.9	64.2		
		16:00	68.3	69.1	66.2		
		16:05	68.4	69.7	65.2		
		16:10	67.2	69.1	64.9		
		16:15	67.9	69.3	64.4		
					Min:	67.5	70.5
					Max:	69.3	72.3
					Average:	68.1	71.1

Construction Noise Monitoring Results



Construction Noise Monitoring Results

