

## Appendix I - Construction Noise Monitoring Results

**Construction Noise Monitoring Stations: Chun Sing House, Tin Ma Court (NM-2)**

Date	Weather	Start Time	dB(A)			
			Leq	L10	L90	Leq(30min)
4 Jan 2024	Sunny	14:02	70.1	72.1	69.2	69.8
		14:07	70.3	71.4	69.4	
		14:12	69.4	70.3	68.4	
		14:17	71.2	72.9	70.2	
		14:22	68.8	69.0	65.9	
		14:27	68.2	69.4	65.1	
9 Jan 2024	Sunny	14:00	68.3	70.2	64.2	69.0
		14:05	69.1	71.2	65.4	
		14:10	70.2	73.2	65.1	
		14:15	69.1	70.1	64.2	
		14:20	68.1	70.2	65.9	
		14:25	69.1	71.2	66.3	
15 Jan 2024	Sunny	14:40	71.1	72.1	69.1	70.0
		14:45	70.2	71.9	68.2	
		14:50	70.3	71.2	68.0	
		14:55	69.8	70.9	65.4	
		15:00	68.9	69.2	65.0	
		15:05	69.2	70.9	64.3	
26 Jan 2024	Fine	14:05	70.1	72.1	69.1	70.4
		14:10	71.1	72.3	69.6	
		14:15	70.5	72.6	69.1	
		14:20	69.6	71.7	68.2	
		14:25	70.3	72.6	69.1	
		14:30	70.6	71.6	68.3	
					Min:	69.0
					Max:	70.4
					Average:	69.8

**Construction Noise Monitoring Stations: Grace Methodist Church Kindergarten (NM-3)**

Construction Noise Monitoring Stations: Grace Methodist Church Kinder Garten (NN 2)						
Date	Weather	Start Time	dB(A)			
			Leq	L10	L90	Leq(30min)
4 Jan 2024	Sunny	13:20	59.6	62.6	56.3	60.7
		13:25	61.8	63.7	58.3	
		13:30	62.1	63.8	59.2	
		13:35	62.4	64.0	60.4	
		13:40	58.6	59.8	56.9	
		13:45	57.3	58.2	56.2	
9 Jan 2024	Sunny	13:20	57.1	58.9	56.2	56.4
		13:25	57.1	58.7	56.3	
		13:30	56.5	57.6	55.7	
		13:35	56.3	57.0	55.1	
		13:40	56.2	56.9	54.4	
		13:45	55.2	56.7	53.9	
15 Jan 2024	Sunny	13:59	58.3	59.9	56.1	57.5
		14:04	58.0	59.4	57.3	
		14:09	57.4	58.2	56.0	
		14:14	57.7	58.3	56.7	
		14:19	56.0	58.4	51.3	
		14:24	57.2	58.5	51.8	
26 Jan 2024	Fine	14:45	62.4	63.4	60.6	62.9
		14:50	63.6	64.7	62.1	
		14:55	63.6	64.8	62.0	
		15:00	63.0	65.1	61.9	
		15:05	62.4	64.3	61.7	
		15:10	61.9	62.6	59.1	
					Min:	56.4
					Max:	62.9
					Average:	59.4

## Appendix I - Construction Noise Monitoring Results

### Construction Noise Monitoring Stations: Block 6, Tsui Chuk Garden (NM-4)

Construction Noise Monitoring Station, Block, Four Oaks Garden (RM 4)						
Date	Weather	Start Time	dB(A)			
			Leq	L10	L90	Leq(30min)
4 Jan 2024	Sunny	10:28	61.2	63.9	60.2	64.0
		10:33	63.2	64.2	61.6	
		10:38	65.2	66.3	63.1	
		10:43	65.6	66.9	62.9	
		10:48	64.1	65.8	61.4	
		10:53	63.2	64.7	60.4	
9 Jan 2024	Sunny	10:40	54.2	56.2	52.1	55.9
		10:45	55.3	57.6	53.2	
		10:50	56.4	58.4	54.1	
		10:55	55.6	57.1	52.6	
		11:00	56.2	58.6	51.9	
		11:05	57.1	59.2	52.2	
15 Jan 2024	Sunny	11:09	60.2	62.2	58.2	61.7
		11:14	61.4	63.2	60.2	
		11:19	61.9	62.4	60.1	
		11:24	62.4	64.2	61.9	
		11:29	61.8	64.1	60.2	
		11:34	62.1	65.1	60.3	
26 Jan 2024	Fine	11:25	63.4	64.1	62.4	64.8
		11:30	64.5	65.2	63.1	
		11:35	65.5	66.4	63.2	
		11:40	65.1	66.6	62.1	
		11:45	64.8	65.9	62.8	
		11:50	65.0	66.4	63.1	
					Min:	55.9
					Max:	64.8
					Average:	61.6

### Construction Noise Monitoring Stations: Road pavement near Wang King House, Tin Wang Court (NM-4a)

Date	Weather	Start Time	dB(A)				With Free-Field Correction
			Leq	L10	L90	Leq(30min)	
4 Jan 2024	Sunny	11:10	59.9	62.6	55.3	60.5	63.5
		11:15	60.4	62.9	56.1		
		11:20	58.8	61.0	55.4		
		11:25	60.6	61.3	58.0		
		11:30	60.8	61.4	60.0		
		11:35	61.7	62.4	60.7		
9 Jan 2024	Sunny	11:30	59.8	61.9	57.3	59.4	62.4
		11:35	58.9	61.1	56.9		
		11:40	59.6	61.3	56.5		
		11:45	60.1	61.4	57.6		
		11:50	60.4	61.6	59.7		
		11:55	56.6	58.7	54.2		
15 Jan 2024	Sunny	13:16	56.6	58.8	53.0	59.1	62.1
		13:21	58.1	61.6	53.3		
		13:26	55.3	56.3	52.9		
		13:31	58.4	62.6	53.5		
		13:36	59.9	62.8	55.9		
		13:41	62.6	63.2	60.5		
26 Jan 2024	Fine	10:40	63.7	64.9	62.1	65.8	68.8
		10:45	66.1	67.2	63.2		
		10:50	66.9	67.9	63.0		
		10:55	65.2	66.4	63.3		
		11:00	66.6	67.3	63.4		
		11:05	65.4	66.4	63.1		
					Min:	59.1	62.1
					Max:	65.8	68.8
					Average:	61.2	64.2

## Appendix I - Construction Noise Monitoring Results

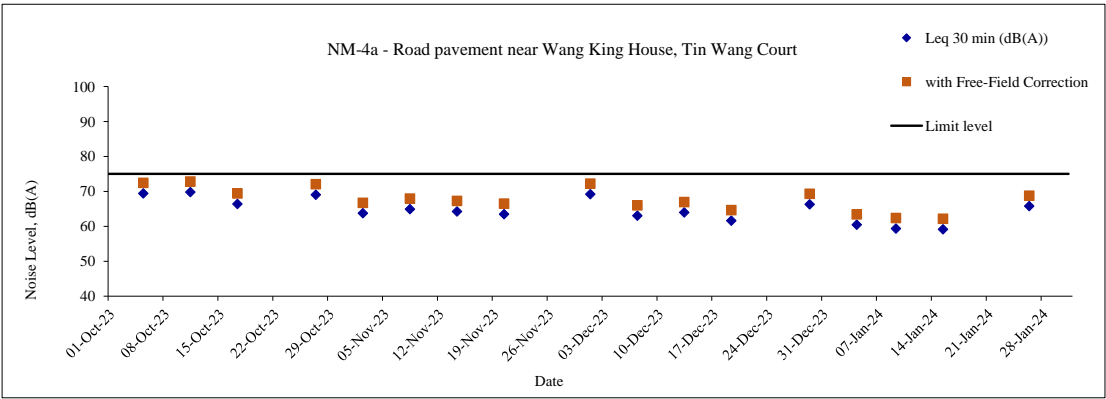
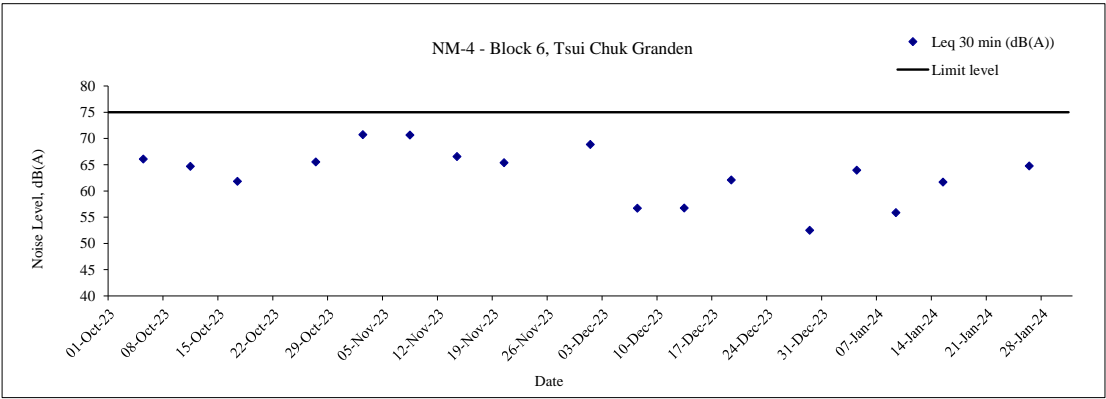
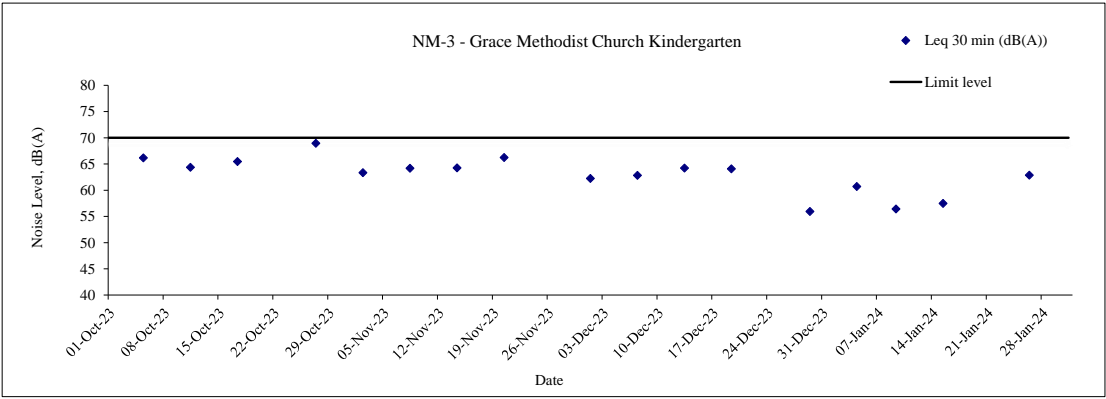
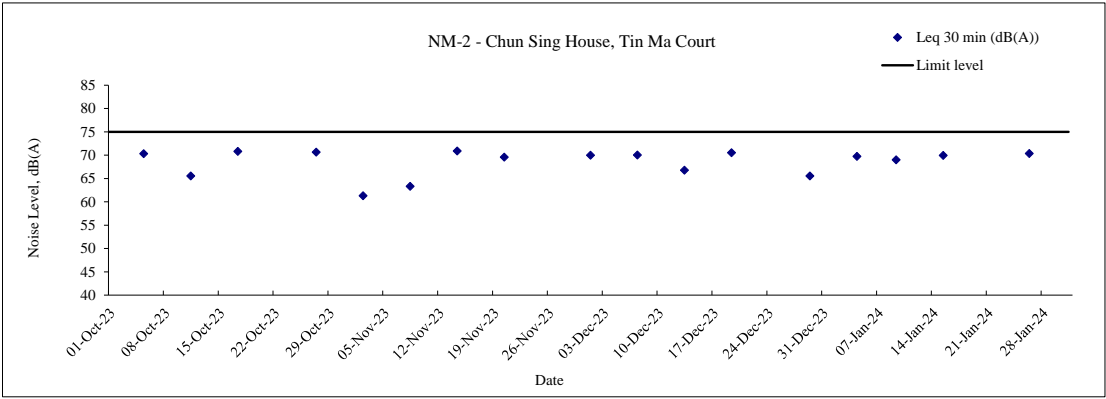
### Construction Noise Monitoring Stations: Wo Tin House, Shatin Pass Estate (NM-5)

Construction Noise Monitoring Statistics for The House, South East Zone (RM 2)						
Date	Weather	Start Time	dB(A)			
			Leq	L10	L90	Leq(30min)
4 Jan 2024	Sunny	9:08	64.6	68.1	53.0	63.0
		9:13	61.3	65.4	51.7	
		9:18	60.2	65.7	52.7	
		9:23	61.5	66.3	54.2	
		9:28	62.7	66.4	57.0	
		9:33	65.2	66.5	64.0	
9 Jan 2024	Sunny	9:05	62.0	65.5	48.0	57.2
		9:10	55.5	59.8	48.6	
		9:15	56.0	60.1	49.8	
		9:20	54.1	57.2	49.6	
		9:25	53.6	57.7	49.9	
		9:30	54.8	57.8	49.7	
15 Jan 2024	Sunny	9:03	61.6	65.9	53.6	64.5
		9:08	62.7	66.8	54.1	
		9:13	63.4	67.5	55.3	
		9:18	64.4	68.3	57.8	
		9:23	65.7	68.9	61.3	
		9:28	66.9	72.2	61.0	
26 Jan 2024	Fine	9:10	61.4	63.4	58.6	63.9
		9:15	62.4	64.9	59.2	
		9:20	65.4	67.5	62.1	
		9:25	66.6	67.9	64.2	
		9:30	63.2	65.9	62.6	
		9:35	61.3	62.9	58.3	
					Min:	57.2
					Max:	64.5
					Average:	62.1

### Construction Noise Monitoring Stations: Sheung Fung Street Customs Staff Quarters (NM-6)

Date	Weather	Start Time	dB(A) <sup>(1)</sup>				
			Leq	L10	L90	Leq(30min)	With Free-Field Correction
4 Jan 2024	Sunny	9:46	67.3	70.1	56.3	69.7	72.7
		9:51	66.6	71.9	55.6		
		9:56	70.2	74.4	57.6		
		10:01	70.6	74.6	61.3		
		10:06	70.4	73.8	63.4		
		10:11	71.0	74.4	64.9		
9 Jan 2024	Sunny	9:59	65.1	69.6	53.8	63.2	66.2
		10:04	60.6	65.1	54.1		
		10:09	56.5	59.2	53.8		
		10:14	64.3	68.7	51.7		
		10:19	66.5	70.6	54.0		
		10:24	57.0	59.6	53.6		
15 Jan 2024	Sunny	9:49	55.0	57.9	48.6	59.6	62.6
		9:54	57.0	61.8	50.3		
		9:59	58.0	63.2	50.7		
		10:04	58.8	64.2	51.9		
		10:09	60.8	65.2	54.0		
		10:14	63.1	65.5	58.8		
26 Jan 2024	Fine	9:52	68.2	69.2	66.2	68.4	71.4
		9:57	67.3	68.9	65.9		
		10:02	67.2	69.2	66.4		
		10:07	69.3	71.6	67.4		
		10:12	69.1	70.2	68.2		
		10:17	69.0	71.2	67.6		
					Min:	59.6	62.6
					Max:	69.7	72.7
					Average:	65.2	68.2

Construction Noise Monitoring Results



Construction Noise Monitoring Results

