

Appendix I - Construction Noise Monitoring Results

Construction Noise Monitoring Stations: Chun Sing House, Tin Ma Court (NM-2)

Date	Weather	Start Time	dB(A)			
			Leq	L10	L90	Leq(30min)
5 Oct 2023	Sunny	14:30	70.6	71.8	69.2	70.3
		14:35	71.6	72.6	69.9	
		14:40	69.0	72.9	58.2	
		14:45	68.8	71.9	58.0	
		14:50	70.6	71.9	69.1	
		14:55	70.7	72.0	69.4	
11 Oct 2023	Fine	14:25	65.2	66.3	62.0	65.6
		14:30	65.9	67.1	63.2	
		14:35	66.0	68.2	63.9	
		14:40	65.4	67.6	64.2	
		14:45	64.9	66.7	63.2	
		14:50	65.9	67.9	62.8	
17 Oct 2023	Fine	15:40	71.0	72.4	69.3	70.8
		15:45	70.8	72.0	69.2	
		15:50	70.9	72.1	69.4	
		15:55	70.7	71.8	69.2	
		16:00	70.6	72.0	68.8	
		16:05	71.0	72.3	69.4	
27 Oct 2023	Sunny	10:50	69.1	71.2	68.3	70.7
		10:55	70.2	72.6	69.5	
		11:00	71.6	73.2	68.5	
		11:05	69.6	72.6	67.1	
		11:10	71.6	73.6	69.1	
		11:15	71.2	72.4	68.1	
					Min:	65.6
					Max:	70.8
					Average:	69.3

Construction Noise Monitoring Stations: Grace Methodist Church Kindergarten (NM-3)

Date	Weather	Start Time	dB(A)			
			Leq	L10	L90	Leq(30min)
5 Oct 2023	Sunny	10:30	65.3	67.4	55.8	66.2
		10:35	65.0	67.3	57.1	
		10:40	67.0	70.4	57.4	
		10:45	66.3	68.4	58.1	
		10:50	65.9	67.1	57.6	
		10:55	67.1	69.3	56.3	
11 Oct 2023	Fine	13:09	64.0	65.5	55.4	64.4
		13:14	64.8	66.1	55.0	
		13:19	64.3	67.2	56.5	
		13:24	64.6	66.7	53.7	
		13:29	63.9	67.2	55.5	
		13:34	64.5	66.1	53.7	
17 Oct 2023	Fine	14:49	65.0	67.1	55.0	65.5
		14:54	64.7	68.6	56.0	
		14:59	65.9	67.5	55.4	
		15:04	65.4	67.7	55.8	
		15:09	66.4	67.7	55.8	
		15:14	65.3	68.1	59.3	
27 Oct 2023	Sunny	9:30	66.3	68.2	56.2	68.9
		9:35	67.3	69.2	57.6	
		9:40	68.3	71.2	67.2	
		9:45	70.2	71.6	68.3	
		9:50	69.4	71.1	68.3	
		9:55	70.6	72.4	69.3	
					Min:	64.4
					Max:	68.9
					Average:	66.2

Appendix I - Construction Noise Monitoring Results

Construction Noise Monitoring Stations: Block 6, Tsui Chuk Garden (NM-4)

Date	Weather	Start Time	dB(A)			
			Leq	L10	L90	Leq(30min)
5 Oct 2023	Sunny	15:50	69.3	72.7	66.1	66.1
		15:55	65.6	68.2	61.4	
		16:00	65.7	66.6	62.4	
		16:05	64.4	65.4	61.5	
		16:10	64.0	65.1	61.6	
		16:15	65.3	67.1	62.0	
11 Oct 2023	Fine	15:10	64.5	65.8	63.0	64.7
		15:15	65.2	66.3	63.7	
		15:20	63.7	64.6	62.5	
		15:25	65.0	66.6	63.4	
		15:30	64.6	65.7	63.2	
		15:35	65.1	66.7	63.7	
17 Oct 2023	Fine	14:05	62.1	63.5	57.3	61.8
		14:10	62.0	62.9	60.2	
		14:15	62.0	63.1	60.1	
		14:20	61.5	62.7	51.7	
		14:25	61.9	63.0	60.1	
		14:30	61.5	62.9	58.9	
27 Oct 2023	Sunny	8:45	65.1	67.2	63.2	65.6
		8:50	64.2	66.4	62.6	
		8:55	66.3	68.2	61.7	
		9:00	65.1	67.3	60.4	
		9:05	65.6	68.9	63.2	
		9:10	66.6	67.9	65.1	
					Min:	61.8
					Max:	66.1
					Average:	64.6

Construction Noise Monitoring Stations: Road pavement near Wang King House, Tin Wang Court (NM-4a)

Date	Weather	Start Time	dB(A)				With Free-Field Correction
			Leq	L10	L90	Leq(30min)	
5 Oct 2023	Sunny	9:50	70.9	73.7	60.3	69.5	72.5
		9:55	69.9	72.9	60.2		
		10:00	69.0	72.9	58.2		
		10:05	70.6	71.9	69.1		
		10:10	67.4	70.4	58.4		
		10:15	67.7	70.0	58.4		
11 Oct 2023	Fine	13:45	71.8	74.2	63.3	69.8	72.8
		13:50	69.7	72.7	62.6		
		13:55	68.9	72.1	62.4		
		14:00	70.1	72.2	61.6		
		14:05	68.2	71.7	61.3		
		14:10	69.2	72.1	62.9		
17 Oct 2023	Fine	10:35	65.7	70.1	64.4	66.4	69.4
		10:40	66.7	69.9	59.1		
		10:45	67.2	71.5	59.4		
		10:50	66.5	71.9	59.7		
		10:55	65.9	71.8	63.1		
		11:00	66.3	71.8	60.6		
27 Oct 2023	Sunny	10:15	67.1	70.2	63.4	69.1	72.1
		10:20	68.2	71.6	65.2		
		10:25	71.2	73.4	70.3		
		10:30	67.2	69.5	65.7		
		10:35	68.9	69.9	66.1		
		10:40	70.2	73.1	69.4		
					Min:	66.4	69.4
					Max:	69.8	72.8
					Average:	68.7	71.7

Appendix I - Construction Noise Monitoring Results

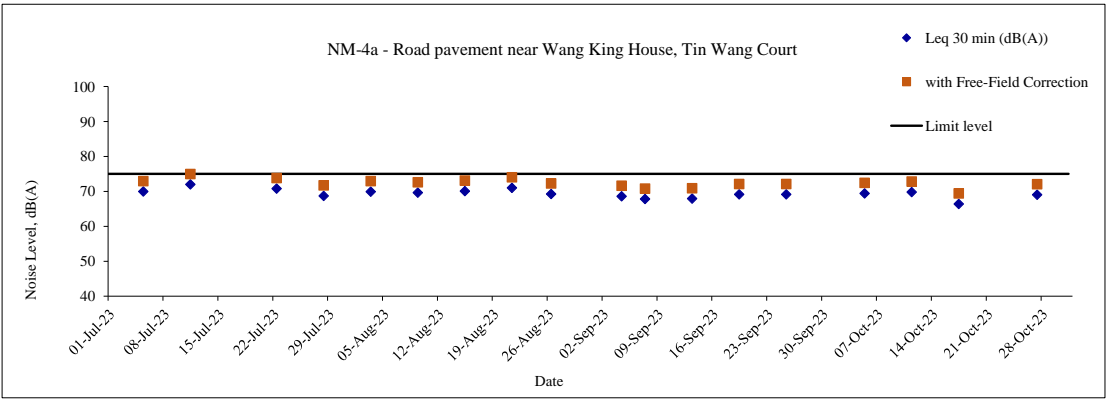
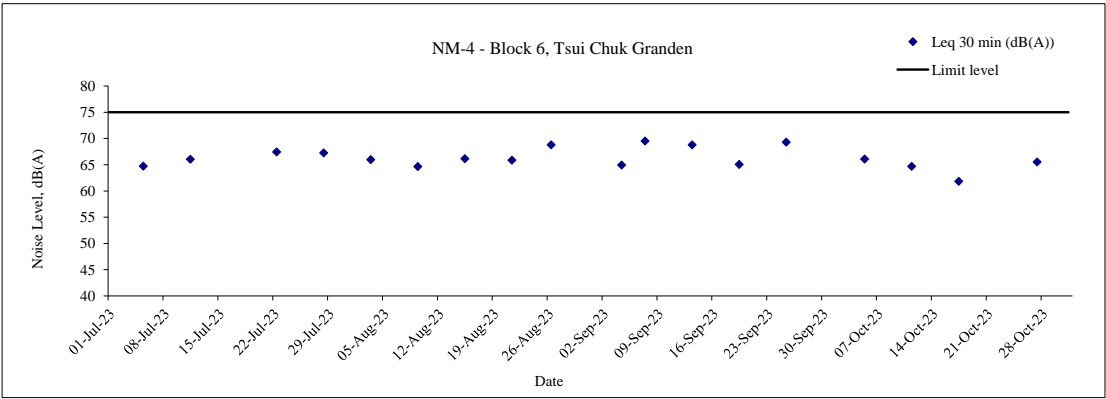
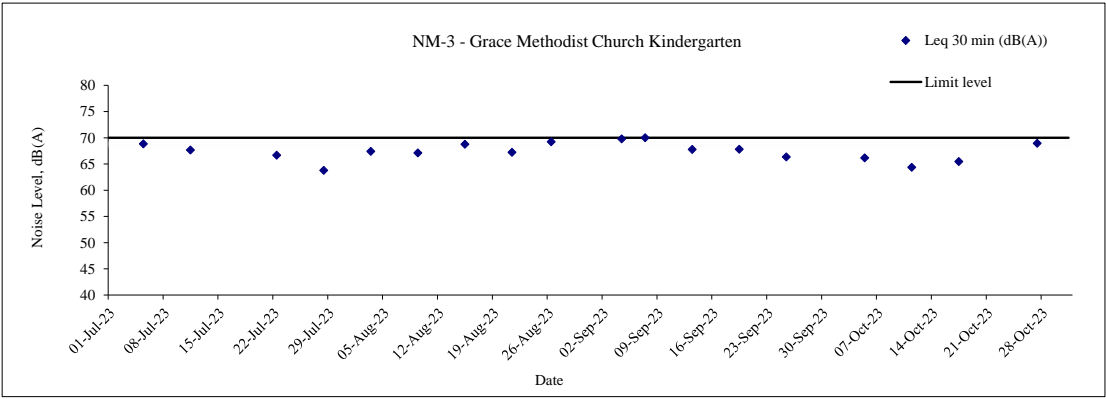
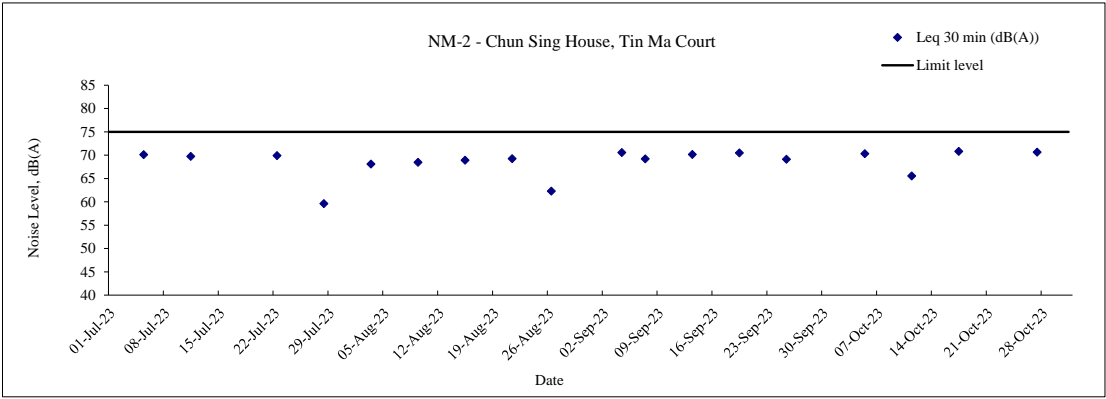
Construction Noise Monitoring Stations: Wo Tin House, Shatin Pass Estate (NM-5)

Date	Weather	Start Time	dB(A)			
			Leq	L10	L90	Leq(30min)
5 Oct 2023	Sunny	11:20	66.1	69.4	56.8	65.9
		11:25	67.5	70.1	58.8	
		11:30	67.3	68.4	54.9	
		11:35	66.0	70.5	57.1	
		11:40	64.3	68.2	55.5	
		11:45	62.4	65.6	55.1	
11 Oct 2023	Fine	9:46	67.7	70.6	57.3	68.8
		9:51	72.9	77.1	58.7	
		9:56	67.8	71.6	58.0	
		10:01	68.7	72.6	58.5	
		10:06	65.6	69.0	57.5	
		10:11	64.9	68.2	56.6	
17 Oct 2023	Fine	9:50	63.6	67.7	57.7	64.2
		9:55	64.1	67.9	57.0	
		10:00	63.1	67.9	56.2	
		10:05	65.4	67.5	56.1	
		10:10	64.0	67.4	56.2	
		10:15	64.8	68.0	56.4	
27 Oct 2023	Sunny	14:17	68.7	70.4	58.2	68.5
		14:22	70.2	76.2	58.7	
		14:27	68.2	71.4	58.0	
		14:32	69.7	73.2	58.6	
		14:37	67.2	69.3	57.6	
		14:42	65.7	67.1	57.6	
					Min:	64.2
					Max:	68.8
					Average:	66.9

Construction Noise Monitoring Stations: Sheung Fung Street Customs Staff Quarters (NM-6)

Date	Weather	Start Time	dB(A)				With Free-Field Correction
			Leq	L10	L90	Leq(30min)	
5 Oct 2023	Sunny	13:40	69.3	72.3	60.7	69.8	72.8
		13:45	70.2	72.5	60.3		
		13:50	71.8	74.7	58.3		
		13:55	66.7	71.0	57.8		
		14:00	68.0	72.1	61.7		
		14:05	70.9	72.9	57.0		
11 Oct 2023	Fine	9:06	71.6	75.6	61.9	72.2	75.2
		9:11	70.7	74.0	59.1		
		9:16	73.5	76.2	69.2		
		9:21	72.9	75.8	62.5		
		9:26	71.4	74.6	63.4		
		9:31	72.6	76.6	64.0		
17 Oct 2023	Fine	9:10	67.8	73.3	61.0	66.9	69.9
		9:15	68.1	73.2	59.4		
		9:20	66.0	72.7	59.2		
		9:25	65.0	73.0	58.8		
		9:30	65.2	73.3	58.8		
		9:35	68.1	73.1	58.7		
27 Oct 2023	Sunny	15:01	70.6	73.2	60.9	71.1	74.1
		15:06	69.9	72.1	60.1		
		15:11	72.5	76.2	64.2		
		15:16	71.2	74.3	62.6		
		15:21	70.3	72.6	63.6		
		15:26	71.6	73.7	64.0		
					Min:	66.9	69.9
					Max:	72.2	75.2
					Average:	70.0	73.0

Construction Noise Monitoring Results



Construction Noise Monitoring Results

